


Trojan Horse Prize




9.-10.8.2003
Prague Troja



Results





TROJAN HORSE PRIZE - 1st race


RESULT LIST

C1 jun.

Sat 9 Aug 2003

Rnk	Bib No.	Name	NOC Code	1st Run				2nd Run				Total	Diff.
				Time	Pen	Pts	Rnk	Time	Pen	Pts	Rnk		
1	22	JÁNĚ Michal	CZE	1:48.45	2	110.45	4	1:46.37	0	106.37	1	216.82	0.00
2	19	BATÍK Jan	SVK	1:49.68	0	109.68	2	1:46.82	4	110.82	4	220.50	3.68
3	21	HAJDU Peter	SVK	1:50.03	2	112.03	5	1:48.57	0	108.57	2	220.60	3.78
4	17	KARÁSEK Petr	CZE	1:47.68	2	109.68	1	1:51.55	2	113.55	5	223.23	6.41
5	12	TOMEK Lukáš	CZE	1:54.22	0	114.22	7	1:49.39	0	109.39	3	223.61	6.79
6	20	SUCHÝ Matěj	CZE	1:50.22	0	110.22	3	1:53.75	2	115.75	6	225.97	9.15
7	9	LESKOVJAN Martin	CZE	1:58.68	2	120.68	9	2:00.77	0	120.77	8	241.45	24.63
8	6	BRODIEZ Marc	FRA	1:57.20	0	117.20	8	2:03.01	2	125.01	10	242.21	25.39
9	16	HANEDA Takua	JPN	1:58.38	4	122.38	10	2:01.07	0	121.07	9	243.45	26.63
10	14	ELOSEGI Ander	ESP	1:54.22	14	128.22	13	1:56.14	2	118.14	7	246.36	29.54
11	1	SAUBES Nils	FRA	2:00.04	4	124.04	11	2:02.96	4	126.96	11	251.00	34.18
12	11	KULOVEC Aljaž	SLO	2:05.61	4	129.61	14	2:01.57	6	127.57	12	257.18	40.36
13	18	GLUMAC Goran	CRO	2:08.03	2	130.03	15	2:13.99	2	135.99	15	266.02	49.20
14	10	FORKO Vedran	CRO	2:07.70	8	135.70	17	2:07.49	4	131.49	14	267.19	50.37
15	7	MIROSLAV Sven	CRO	2:13.27	4	137.27	18	2:06.94	4	130.94	13	268.21	51.39
16	15	MALÝ Vojtěch	CZE	1:47.97	6	113.97	6	1:54.93	52	166.93	18	280.90	64.08
17	3	LEONE Roberto	ITA	2:16.83	4	140.83	20	2:17.46	8	145.46	16	286.29	69.47
18	13	MIKŠA Marko	CRO	1:59.00	8	127.00	12	1:56.48	52	168.48	19	295.48	78.66
19	8	NOVAK Dejan	SLO	2:15.83	8	143.83	21	2:33.62	4	157.62	17	301.45	84.63
20	5	SALAMON Siniša	CRO	2:09.43	2	131.43	16	2:24.72	54	198.72	20	330.15	113.33
21	4	GRANGER Pierre	FRA	2:16.32	4	140.32	19	2:24.79	54	198.79	21	339.11	122.29
22	2	SEVER Vlado	CRO	2:59.58	60	239.58	22	2:29.99	56	205.99	22	445.57	228.75





TROJAN HORSE PRIZE - 1st race


RESULT LIST

C1 sen.

Sat 9 Aug 2003


Rnk	Bib No.	Name	NOC Code	1st Run				2nd Run				Total	Diff.
				Time	Pen	Pts	Rnk	Time	Pen	Pts	Rnk		
1	52	JEŽEK Stanislav	CZE	1:35.52	2	97.52	1	1:36.41	2	98.41	1	195.93	0.00
2	55	SLAFKOVSKÝ	SVK	1:40.93	0	100.93	4	1:40.04	0	100.04	2	200.97	5.04
3	56	INDRUCH Tomáš	CZE	1:37.65	2	99.65	2	1:40.64	2	102.64	5	202.29	6.36
4	50	PINKAVA Ondřej	CZE	1:39.92	2	101.92	6	1:39.70	2	101.70	3	203.62	7.69
5	54	MAŠEK Jan	CZE	1:40.63	0	100.63	3	1:39.85	4	103.85	8	204.48	8.55
6	51	LABARELLE Pierre	FRA	1:41.02	0	101.02	5	1:43.46	0	103.46	6	204.48	8.55
7	46	DELAPLACE Baptiste	FRA	1:42.10	2	104.10	8	1:41.54	2	103.54	7	207.64	11.71
8	53	HOČEVAR Simon	SLO	1:43.82	2	105.82	13	1:40.19	2	102.19	4	208.01	12.08
9	48	GEBAS Vítězslav	CZE	1:42.36	0	102.36	7	1:45.91	2	107.91	11	210.27	14.34
10	44	HAVLÍČEK Jan	CZE	1:43.50	2	105.50	12	1:45.66	0	105.66	10	211.16	15.23
11	40	HRADÍLEK Václav	CZE	1:45.40	2	107.40	14	1:44.56	0	104.56	9	211.96	16.03
12	33	FINA Fulvio	ITA	1:41.42	6	107.42	15	1:47.13	2	109.13	13	216.55	20.62
13	35	DELATTRE Lorie	FRA	1:45.45	0	105.45	11	1:48.59	4	112.59	16	218.04	22.11
14	39	CHASSIGNEUX Charly	FRA	1:48.66	2	110.66	18	1:46.27	2	108.27	12	218.93	23.00
15	47	FLORENCE David	GBR	1:44.54	0	104.54	9	1:46.98	10	116.98	19	221.52	25.59
16	41	ČIVČIJA Marko	SLO	1:50.27	0	110.27	16	1:52.03	2	114.03	18	224.30	28.37
17	43	MARSHALL Adam	GBR	1:47.71	6	113.71	19	1:46.24	6	112.24	15	225.95	30.02
18	36	BUCHACA Joan Marc	ESP	1:51.95	2	113.95	20	1:49.37	4	113.37	17	227.32	31.39
19	49	GEJDOŠ Stanislav	SVK	1:50.89	6	116.89	22	1:47.37	4	111.37	14	228.26	32.33
20	37	DANĚK Aleš	CZE	1:48.63	2	110.63	17	1:59.68	4	123.68	22	234.31	38.38
21	34	PATRICK Tom	GBR	1:54.78	2	116.78	21	1:54.72	6	120.72	20	237.50	41.57
22	32	MIHELICH Marko	SLO	1:57.42	4	121.42	23	1:56.98	6	122.98	21	244.40	48.47
23	38	HROBSKÝ Milan	SVK	2:00.97	4	124.97	24	2:01.17	6	127.17	23	252.14	56.21
24	31	TOMISLAV Hohnjec	CRO	2:02.95	4	126.95	25	2:07.83	4	131.83	24	258.78	62.85
25	42	CHEVRIER Hervé	FRA	1:45.39	0	105.39	10	2:02.69	58	180.69	26	286.08	90.15
26	45	DRAXL Peter	AUT	2:28.20	60	208.20	26	2:28.86	0	148.86	25	357.06	161.13






TROJAN HORSE PRIZE - 1st race
RESULT LIST
K1 ladies jun.
Sat 9 Aug 2003

Rnk	Bib No.	Name	NOC Code	1st Run				2nd Run				Total	Diff.
				Time	Pen	Pts	Rnk	Time	Pen	Pts	Rnk		
1	28	HOŠKOVÁ Kateřina	CZE	1:48.85	2	110.85	1	1:50.55	2	112.55	1	223.40	0.00
2	25	SLOVÁKOVÁ Petra	CZE	1:55.86	0	115.86	3	1:51.99	2	113.99	2	229.85	6.45
3	27	VOLKE Katharina	GER	1:55.35	0	115.35	2	1:56.96	2	118.96	5	234.31	10.91
4	13	PINKAVOVÁ Marta	CZE	1:58.45	0	118.45	5	2:00.00	0	120.00	6	238.45	15.05
5	23	VYBÍRALOVÁ Zuzana	CZE	2:02.41	0	122.41	8	1:55.57	2	117.57	4	239.98	16.58
6	24	EWALD Nina	GER	1:54.33	4	118.33	4	2:00.16	4	124.16	10	242.49	19.09
7	18	STACHOVÁ Pavla	CZE	2:02.84	6	128.84	10	1:54.34	0	114.34	3	243.18	19.78
8	22	KRAGELJ Urska	SLO	1:58.24	4	122.24	7	1:54.56	8	122.56	8	244.80	21.40
9	20	KAŠPAROVÁ Anna	CZE	2:02.22	0	122.22	6	2:02.87	4	126.87	14	249.09	25.69
10	26	MAIORANO Maria	ITA	2:02.11	4	126.11	9	2:03.30	0	123.30	9	249.41	26.01
11	21	VOLKE Juliane	GER	2:09.76	2	131.76	15	1:57.83	4	121.83	7	253.59	30.19
12	19	POCARD Carde	FRA	2:03.60	8	131.60	14	2:02.79	2	124.79	11	256.39	32.99
13	17	MOZETIČ Nika	SLO	2:08.86	0	128.86	11	2:04.09	4	128.09	16	256.95	33.55
14	16	VÁCHOVÁ Barbora	CZE	2:06.36	6	132.36	16	1:59.45	6	125.45	13	257.81	34.41
15	8	LAFUENTE Libe	ESP	2:09.26	6	135.26	19	2:08.21	2	130.21	17	265.47	42.07
16	5	WELSINK Svenja	GER	2:14.37	6	140.37	21	2:05.43	0	125.43	12	265.80	42.40
17	14	GURRUTZAGA Maialen	ESP	2:12.54	8	140.54	22	2:07.61	0	127.61	15	268.15	44.75
18	9	PRENDIN Angela	ITA	2:07.23	2	129.23	12	2:17.18	4	141.18	20	270.41	47.01
19	4	PAVIO Laetitia	FRA	2:11.01	4	135.01	18	2:18.21	2	140.21	19	275.22	51.82
20	15	RYBANSKÁ Zuzana	SVK	2:12.04	2	134.04	17	2:23.63	6	149.63	23	283.67	60.27
21	3	VENERUS Sara	ITA	2:14.76	2	136.76	20	2:25.38	4	149.38	22	286.14	62.74
22	11	DOBY Julie	FRA	2:02.33	8	130.33	13	2:27.25	10	157.25	25	287.58	64.18
23	2	COAN Andrea	ITA	2:27.95	4	151.95	24	2:19.33	4	143.33	21	295.28	71.88
24	7	RIZZARDI Sara	ITA	2:34.47	8	162.47	25	2:31.65	6	157.65	26	320.12	96.72
25	6	KAIFUCHI Moe	JPN	2:21.07	8	149.07	23	2:04.36	52	176.36	28	325.43	102.03
26	12	SOTAKOVÁ Maria	SVK	2:14.51	66	200.51	26	2:10.53	2	132.53	18	333.04	109.64
27	1	COUTURIER Anais	FRA	2:55.40	52	227.40	28	2:28.89	6	154.89	24	382.29	158.89
28	10	MIHELIČ Nina	SLO	2:40.69	62	222.69	27	2:37.75	10	167.75	27	390.44	167.04





TROJAN HORSE PRIZE - 1st race


RESULT LIST

K1 ladies sen.

Sat 9 Aug 2003

nk	Bib No.	Name	NOC Code	1st Run				2nd Run				Total	Diff.
				Time	Pen	Pts	Rnk	Time	Pen	Pts	Rnk		
1	73	KALISKÁ Elena	SVK	1:42.79	0	102.79	1	1:41.94	2	103.94	2	206.73	0.00
2	65	SADILOVÁ Marcela	CZE	1:47.07	0	107.07	4	1:43.43	0	103.43	1	210.50	3.77
3	70	ŘIHOŠKOVÁ Marie	CZE	1:46.88	0	106.88	3	1:45.51	0	105.51	3	212.39	5.66
4	74	PAVELKOVÁ Irena	CZE	1:45.32	0	105.32	2	1:47.27	2	109.27	5	214.59	7.86
5	72	SEMERÁDOVÁ Vanda	CZE	1:49.69	0	109.69	5	1:48.10	0	108.10	4	217.79	11.06
6	66	WALSH Kimbertley	GBR	1:50.76	2	112.76	8	1:52.24	0	112.24	7	225.00	18.27
7	54	PATRICK Michelle	GBR	1:48.37	2	110.37	6	1:54.65	0	114.65	11	225.02	18.29
8	68	GASPARD Marie	FRA	1:54.90	2	116.90	13	1:49.39	0	109.39	6	226.29	19.56
9	47	BOMBOY Alice	FRA	1:55.07	0	115.07	10	1:54.06	0	114.06	9	229.13	22.40
10	61	PÉREZ Anna Farnes	ESP	1:51.72	4	115.72	11	1:51.66	2	113.66	8	229.38	22.65
11	51	BARNES Helen	GBR	1:54.81	0	114.81	9	1:54.71	0	114.71	12	229.52	22.79
12	52	CHEVRIER Cécilie	FRA	1:56.49	4	120.49	17	1:54.53	0	114.53	10	235.02	28.29
13	59	LABARELLE Julie	FRA	1:55.90	0	115.90	12	2:00.65	0	120.65	19	236.55	29.82
14	71	FARRANCE Mia	AUS	1:56.09	2	118.09	14	1:53.14	6	119.14	17	237.23	30.50
15	67	LEJSALOVÁ Blanka	SVK	1:58.00	2	120.00	16	1:58.56	0	118.56	15	238.56	31.83
16	60	ROWLANDS Nerys	GBR	1:56.38	2	118.38	15	2:00.35	0	120.35	18	238.73	32.00
17	45	HARROWER Claire	GBR	2:00.88	0	120.88	19	1:58.22	0	118.22	14	239.10	32.37
18	50	YAMADA Asahi	JPN	2:00.87	0	120.87	18	1:59.64	2	121.64	23	242.51	35.78
19	42	DONNIGTON Louise	GBR	2:00.00	2	122.00	20	2:01.18	0	121.18	22	243.18	36.45
20	53	NAVARRO Naiara	ESP	1:58.85	4	122.85	21	1:56.99	4	120.99	21	243.84	37.11
21	41	FOURCAUD Laetitia	FRA	2:03.42	4	127.42	27	1:56.69	2	118.69	16	246.11	39.38
22	63	HRADÍLKOVÁ Kristýna	CZE	2:02.54	4	126.54	26	1:58.73	2	120.73	20	247.27	40.54
23	48	TOLOSA Ainhoa	ESP	2:03.53	2	125.53	24	1:58.95	4	122.95	25	248.48	41.75
24	49	LANDRIN Claire	FRA	1:59.48	4	123.48	22	2:01.34	4	125.34	29	248.82	42.09
25	46	MERRETT Helena	AUS	2:03.28	2	125.28	23	2:01.77	2	123.77	26	249.05	42.32
26	44	LEBRETON Marie	FRA	2:03.63	2	125.63	25	2:02.52	2	124.52	27	250.15	43.42
27	58	GAMBON Eleonora	ITA	2:10.52	2	132.52	29	2:00.02	2	122.02	24	254.54	47.81
28	55	MINO-VERCELLIO	FRA	2:08.23	0	128.23	28	2:05.31	4	129.31	30	257.54	50.81
29	56	FEREKIDI Maria	GRE	2:06.21	8	134.21	30	2:02.78	2	124.78	28	258.99	52.26





TROJAN HORSE PRIZE - 1st race


RESULT LIST

K1 ladies sen.

Sat 9 Aug 2003

Rnk	Bib No.	Name	NOC Code	1st Run				2nd Run				Total	Diff.
				Time	Pen	Pts	Rnk	Time	Pen	Pts	Rnk		
30	57	BENUŠOVÁ Dana	SVK	1:52.38	0	112.38	7	1:51.90	56	167.90	32	280.28	73.55
31	64	JAYES Anyta	GBR	1:56.42	54	170.42	32	1:57.50	0	117.50	13	287.92	81.19
32	62	LANGER Geri	GER	2:06.05	56	182.05	33	2:09.28	2	131.28	31	313.33	106.60
33	43	TEŠOVICOVÁ Diana	SVK	2:21.46	4	145.46	31	2:12.22	54	186.22	33	331.68	124.95





TROJAN HORSE PRIZE - 1st race


RESULT LIST

C2 jun.

Sat 9 Aug 2003

rk	Bib No.	Name	NOC Code	1st Run				2nd Run				Total	Diff.
				Time	Pen	Pts	Rnk	Time	Pen	Pts	Rnk		
1	9	HAMMER Martin VLČEK Ladislav	CZE	1:52.78	0	112.78	1	1:53.00	2	115.00	1	227.78	0.00
2	4	BOŽEK Viktor JANČÁLEK David	CZE	2:00.99	2	122.99	4	2:04.37	2	126.37	4	249.36	21.58
3	6	ZDRÁHAL Jan ZDRÁHAL Petr	CZE	1:59.19	6	125.19	5	1:58.81	6	124.81	3	250.00	22.22
4	7	WEBER Adam WEBER Matus	SVK	2:00.12	2	122.12	2	2:12.10	2	134.10	7	256.22	28.44
5	2	BRUNCIAK Peter GALICA Ivan	SVK	2:11.44	2	133.44	6	2:04.73	2	126.73	5	260.17	32.39
3	1	BEDNÁREK Jakub STRAKA Martin	CZE	2:15.12	4	139.12	8	2:07.08	2	129.08	6	268.20	40.42
7	5	MEDVED Matin STODER Juraj	SVK	2:12.34	2	134.34	7	2:09.75	8	137.75	8	272.09	44.31
3	3	KOPLÍK Tomáš VRZÁŇ Jakub	CZE	1:58.42	4	122.42	3	2:27.28	4	151.28	9	273.70	45.92
3	8	VÁCHA Viktor SEHNAL Štěpán	CZE	1:54.52	50	164.52	9	1:53.37	2	115.37	2	279.89	52.11





TROJAN HORSE PRIZE - 1st race


RESULT LIST

C2 sen.

Sat 9 Aug 2003

Rnk	Bib No.	Name	NOC Code	1st Run				2nd Run				Total	Diff.
				Time	Pen	Pts	Rnk	Time	Pen	Pts	Rnk		
1	30	POSPÍŠIL Jaroslav POLLERT Jaroslav	CZE	1:43.29	0	103.29	2	1:41.97	0	101.97	2	205.26	0.00
2	27	JIRAS Marek MÁDER Tomáš	CZE	1:41.56	0	101.56	1	1:44.72	2	106.72	4	208.28	3.02
3	29	VOLF Jaroslav ŠTĚPÁNEK Ondřej	CZE	1:44.98	2	106.98	3	1:41.74	0	101.74	1	208.72	3.46
4	28	KUBÁŇ Milan OLEJNÍK Marian	SVK	1:50.33	0	110.33	4	1:44.08	2	106.08	3	216.41	11.15
5	26	LAMY Victor DAILLE Jerome	FRA	1:50.61	0	110.61	5	1:48.89	0	108.89	5	219.50	14.24
6	25	MERENUS Jan KUBRIČAN Pavel	CZE	1:54.83	0	114.83	6	1:50.96	0	110.96	6	225.79	20.53
7	22	BRUNEL Loic DEGUIL Medhi	FRA	1:56.23	0	116.23	7	1:50.87	2	112.87	7	229.10	23.84
8	24	GREEN Philip GREEN Steven	GBR	1:54.71	4	118.71	8	1:54.71	8	122.71	8	241.42	36.16
9	23	VOLF Vojtěch PROKS Jakub	CZE	2:02.98	4	126.98	9	2:02.92	2	124.92	9	251.90	46.64
10	21	KLIMUŠKIN Pavel KAŠPAR Martin	CZE	2:08.76	0	128.76	10	2:05.64	4	129.64	10	258.40	53.14





TROJAN HORSE PRIZE - 1st race


RESULT LIST

K1 men jun.

Sat 9 Aug 2003

Rnk	Bib No.	Name	NOC Code	1st Run				2nd Run				Total	Diff.
				Time	Pen	Pts	Rnk	Time	Pen	Pts	Rnk		
1	29	HRADÍLEK Vavřinec	CZE	1:38.94	0	98.94	2	1:38.86	0	98.86	1	197.80	0.00
2	35	HILGERT Luboš	CZE	1:38.01	0	98.01	1	1:38.62	2	100.62	6	198.63	0.83
3	38	BUCHTEL Michal	CZE	1:38.39	2	100.39	4	1:37.95	2	99.95	3	200.34	2.54
4	33	PŘINDIŠ Adam	CZE	1:40.08	0	100.08	3	1:38.38	2	100.38	5	200.46	2.66
5	36	POTOČNÝ Marcel	SVK	1:40.36	4	104.36	6	1:39.21	0	99.21	2	203.57	5.77
6	12	REVECHE Raphael	FRA	1:39.54	2	101.54	5	1:40.97	2	102.97	8	204.51	6.71
7	27	ŽÁK Jiří	CZE	1:42.85	2	104.85	7	1:40.36	0	100.36	4	205.21	7.41
8	19	LENC Miroslav	CZE	1:43.68	2	105.68	8	1:42.21	0	102.21	7	207.89	10.09
9	30	DE GENNARO	ITA	1:48.07	0	108.07	10	1:43.61	0	103.61	9	211.68	13.88
10	34	ROMEO Andrea	ITA	1:46.06	0	106.06	9	1:44.59	4	108.59	12	214.65	16.85
11	1	MARTINS Locmelis	LAT	1:48.36	2	110.36	13	1:44.46	2	106.46	11	216.82	19.02
12	23	LAMY Bertrand	FRA	1:45.05	4	109.05	12	1:52.36	6	118.36	18	227.41	29.61
13	25	LEBOURGEOIS Alexis	FRA	1:52.16	4	116.16	16	1:51.96	0	111.96	14	228.12	30.32
14	18	CRESPO Joan	ESP	1:48.62	0	108.62	11	1:53.93	6	119.93	22	228.55	30.75
15	5	RAIBA Omar	ITA	1:52.48	0	112.48	14	1:53.54	4	117.54	16	230.02	32.22
16	32	KANAYA Tohru	JPN	2:01.20	0	121.20	23	1:48.54	2	110.54	13	231.74	33.94
17	28	JANČEK Ľubomír	SVK	1:49.16	6	115.16	15	1:51.69	6	117.69	17	232.85	35.05
18	3	MOURECHIDIS	GRE	1:58.57	0	118.57	19	1:52.65	6	118.65	19	237.22	39.42
19	21	THOREAU Childéric	FRA	2:05.19	0	125.19	24	1:49.77	4	113.77	15	238.96	41.16
20	17	LEBAN Lovro	SLO	1:54.23	6	120.23	22	1:55.13	4	119.13	20	239.36	41.56
21	11	MRKOCI Marko	CRO	1:55.95	2	117.95	18	1:57.50	4	121.50	25	239.45	41.65
22	7	ALFONSO Javier	ESP	1:51.84	6	117.84	17	1:55.37	8	123.37	29	241.21	43.41
23	8	FERRY Pascal	FRA	1:56.67	2	118.67	20	1:58.92	4	122.92	28	241.59	43.79
24	24	OBID Matic	SLO	1:57.58	2	119.58	21	2:00.17	4	124.17	30	243.75	45.95
25	4	DAILLE Etienne	FRA	2:06.87	4	130.87	27	1:59.94	0	119.94	23	250.81	53.01
26	6	DUBOST Antoine	FRA	2:00.65	8	128.65	26	2:00.87	6	126.87	31	255.52	57.72
27	9	KOVAČIČ Alen	SLO	2:12.90	6	138.90	29	1:58.23	4	122.23	26	261.13	63.33
28	37	FERNANDEZ Aritz	ESP	1:47.15	50	157.15	32	1:42.13	4	106.13	10	263.28	65.48
29	26	MRAK Luka	SLO	1:57.22	50	167.22	34	1:53.71	6	119.71	21	286.93	89.13





TROJAN HORSE PRIZE - 1st race


RESULT LIST

K1 men jun.

Sat 9 Aug 2003

Rnk	Bib No.	Name	NOC Code	1st Run				2nd Run				Total	Diff.
				Time	Pen	Pts	Rnk	Time	Pen	Pts	Rnk		
30	22	LESJAK Matic	SLO	2:39.84	2	161.84	33	2:04.85	4	128.85	32	290.69	92.89
31	20	FRANZL Florian	GER	1:56.68	54	170.68	35	1:56.34	4	120.34	24	291.02	93.22
32	16	MOUROUX Jeff	FRA	2:19.94	4	143.94	30	2:19.89	8	147.89	34	291.83	94.03
33	15	HAARMANN Bjorn	GER	2:31.00	2	153.00	31	2:17.84	12	149.84	35	302.84	105.04
34	13	ŽBOGAR Nejc	SLO	2:00.80	60	180.80	36	1:58.33	4	122.33	27	303.13	105.33
35	31	VÉTELÉ Julien	FRA	2:03.12	14	137.12	28	2:01.56	58	179.56	36	316.68	118.88
36	14	MARTELET Romain	FRA	2:00.21	8	128.21	25	2:16.82	54	190.82	37	319.03	121.23
37	10	VOLKE Yannick	GER	2:12.48	54	186.48	37	2:12.66	4	136.66	33	323.14	125.34
38	2	KARAMARKO Filip	CRO	3:07.94	12	199.94	38	3:32.11	10	222.11	38	422.05	224.25





TROJAN HORSE PRIZE - 1st race


RESULT LIST

K1 men sen.

Sat 9 Aug 2003

nk	Bib No.	Name	NOC Code	1st Run				2nd Run				Total	Diff.
				Time	Pen	Pts	Rnk	Time	Pen	Pts	Rnk		
1	99	PIŠVEJC Ivan	CZE	1:31.45	0	91.45	1	1:33.30	0	93.30	1	184.75	0.00
2	58	KUBRIČAN Lukáš	CZE	1:35.38	0	95.38	3	1:35.89	0	95.89	6	191.27	6.52
3	96	KOBES Tomáš	CZE	1:36.32	0	96.32	5	1:35.28	0	95.28	2	191.60	6.85
4	94	BROWN Anthony	GBR	1:36.77	0	96.77	6	1:35.33	0	95.33	3	192.10	7.35
5	93	MIČULKA Jakub	CZE	1:35.62	2	97.62	12	1:35.85	0	95.85	5	193.47	8.72
6	91	DAMBORSKÝ Miro	SVK	1:36.94	0	96.94	7	1:35.27	2	97.27	10	194.21	9.46
7	86	MRÁZ Tomáš	SVK	1:36.12	2	98.12	16	1:36.15	0	96.15	7	194.27	9.52
8	69	STANOVSKÝ Miroslav	SVK	1:38.32	0	98.32	17	1:37.01	0	97.01	9	195.33	10.58
9	92	CHEUTIN Jean Yves	FRA	1:34.47	0	94.47	2	1:37.53	4	101.53	32	196.00	11.25
10	80	MRŮZEK David	CZE	1:37.76	0	97.76	13	1:38.57	0	98.57	16	196.33	11.58
11	97	PESCHIER Benoît	FRA	1:34.73	6	100.73	27	1:35.74	0	95.74	4	196.47	11.72
12	46	DIDIONE Fabrizio	ITA	1:37.15	0	97.15	8	1:37.84	2	99.84	23	196.99	12.24
13	87	KODELJA Uroš	SLO	1:38.32	2	100.32	24	1:36.68	0	96.68	8	197.00	12.25
14	59	EWALD Jens	GER	1:37.89	0	97.89	14	1:39.35	0	99.35	20	197.24	12.49
15	95	SCHMITT Thilo	GER	1:36.20	0	96.20	4	1:37.81	4	101.81	34	198.01	13.26
16	70	ADÁMEK Alexandr	CZE	1:37.71	2	99.71	22	1:38.65	0	98.65	17	198.36	13.61
17	71	EGRAZ Davy	LUX	1:38.44	0	98.44	18	1:40.10	0	100.10	26	198.54	13.79
18	88	KOBES Jan	CZE	1:35.47	2	97.47	10	1:39.12	2	101.12	31	198.59	13.84
19	82	DORFLER Fabian	GER	1:40.59	0	100.59	26	1:38.10	0	98.10	13	198.69	13.94
20	89	PONTAROLLO Matteo	ITA	1:38.08	0	98.08	15	1:38.65	2	100.65	28	198.73	13.98
21	65	RUBÍN Daniel	CZE	1:37.33	0	97.33	9	1:39.56	2	101.56	33	198.89	14.14
22	47	WALCZAK Frédéric	FRA	1:38.91	0	98.91	19	1:40.05	0	100.05	25	198.96	14.21
23	44	PAOLINI Diego	ITA	1:37.25	2	99.25	21	1:37.85	2	99.85	24	199.10	14.35
24	55	KABRHEL Václav	CZE	1:39.42	2	101.42	30	1:37.77	0	97.77	12	199.19	14.44
25	63	BAREŠ Vojtěch	CZE	1:39.20	2	101.20	28	1:38.42	0	98.42	15	199.62	14.87
26	68	SWETNAM Huw	GBR	1:40.39	2	102.39	34	1:37.52	0	97.52	11	199.91	15.16
27	77	HOUNSLOW Richard	GBR	1:35.53	2	97.53	11	1:36.41	6	102.41	37	199.94	15.19
28	52	DOBY Matieu	FRA	1:38.06	2	100.06	23	1:38.24	2	100.24	27	200.30	15.55
29	98	ŠAJBIDOR Jan	SVK	1:36.16	6	102.16	33	1:36.23	2	98.23	14	200.39	15.64





TROJAN HORSE PRIZE - 1st race


RESULT LIST

K1 men sen.

Sat 9 Aug 2003

Rnk	Bib No.	Name	NOC Code	1st Run				2nd Run				Total	Diff.
				Time	Pen	Pts	Rnk	Time	Pen	Pts	Rnk		
30	85	DEKARCZYK Julien	FRA	1:37.98	4	101.98	32	1:38.97	0	98.97	19	200.95	16.20
31	62	AUGU Christophe	FRA	1:39.02	0	99.02	20	1:41.78	2	103.78	40	202.80	18.05
32	84	HUDETZ Harald	AUT	1:41.42	0	101.42	31	1:40.40	2	102.40	36	203.82	19.07
33	72	DEVAUX Pierre	FRA	1:42.52	2	104.52	37	1:37.47	2	99.47	21	203.99	19.24
34	40	CADEFAU Marc	ESP	1:41.38	2	103.38	36	1:38.98	2	100.98	30	204.36	19.61
35	81	LIZARRIBAR Ander	ESP	1:39.25	2	101.25	29	1:42.08	2	104.08	42	205.33	20.58
36	78	BREZIGAR Miha	SLO	1:44.80	2	106.80	43	1:39.52	0	99.52	22	206.32	21.57
37	53	BUSSON Grégoire	FRA	1:44.95	0	104.95	38	1:42.81	0	102.81	38	207.76	23.01
38	66	CIBÁK Michal	SVK	1:45.38	0	105.38	40	1:41.81	2	103.81	41	209.19	24.44
39	42	YAMANAKA Shuji	JPN	1:43.26	0	103.26	35	1:44.19	2	106.19	44	209.45	24.70
40	50	THOUVIGNON	FRA	1:45.54	4	109.54	46	1:40.81	0	100.81	29	210.35	25.60
41	75	NIVEL Cyril	FRA	1:43.39	4	107.39	44	1:44.88	0	104.88	43	212.27	27.52
42	67	MARECHAL Christophe	FRA	1:38.53	2	100.53	25	1:47.88	4	111.88	50	212.41	27.66
43	60	WAKELING Tom	GBR	1:44.50	8	112.50	50	1:40.25	2	102.25	35	214.75	30.00
44	41	DOBY Renaud	FRA	1:45.84	2	107.84	45	1:44.30	4	108.30	47	216.14	31.39
45	64	SCHMIDT Gerhard	AUT	1:49.71	0	109.71	47	1:44.66	4	108.66	48	218.37	33.62
46	74	DIMITRIOU Alexandros	GRE	1:43.43	2	105.43	41	1:47.49	6	113.49	52	218.92	34.17
47	73	HANEDA Shotaro	JPN	1:52.99	2	114.99	53	1:47.68	0	107.68	46	222.67	37.92
48	49	KATO Tappei	JPN	1:47.69	4	111.69	49	1:48.41	4	112.41	51	224.10	39.35
49	43	LISMONDE Alexandre	FRA	1:59.81	4	123.81	57	1:43.47	0	103.47	39	227.28	42.53
50	79	SCHMID Mathias	AUT	1:54.73	6	120.73	55	1:47.39	0	107.39	45	228.12	43.37
51	56	NIKOLOPOULOS	GRE	1:48.85	4	112.85	51	1:51.67	4	115.67	54	228.52	43.77
52	51	FLORENCE Fraser	GBR	1:47.40	4	111.40	48	1:56.03	4	120.03	56	231.43	46.68
53	45	FERRY Alain	FRA	2:00.55	0	120.55	54	1:51.95	2	113.95	53	234.50	49.75
54	61	ICHIBA Daiki	JPN	1:59.82	8	127.82	59	1:47.41	2	109.41	49	237.23	52.48
55	48	KEHR Christian	GER	1:53.90	0	113.90	52	1:56.05	8	124.05	57	237.95	53.20
56	39	MARTINS Onskulis	LAT	1:56.47	6	122.47	56	1:53.86	2	115.86	55	238.33	53.58
57	90	KING Anton	AUS	1:41.02	4	105.02	39	1:39.70	50	149.70	59	254.72	69.97
58	83	ESTANGUET Aldric	FRA	1:47.51	50	157.51	60	1:38.80	0	98.80	18	256.31	71.56





TROJAN HORSE PRIZE - 1st race

RESULT LIST

K1 men sen.

Sat 9 Aug 2003

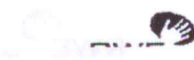
Rank	Bib No.	Name	NOC Code	1st Run				2nd Run				Total	Diff.
				Time	Pen	Pts	Rnk	Time	Pen	Pts	Rnk		
59	76	FLECHTNER Markus	GER	2:03.93	2	125.93	58	2:10.90	4	134.90	58	260.83	76.08
60	57	STAMP Andrew	AUS	1:44.47	2	106.47	42	1:45.31	54	159.31	60	265.78	81.03
	54	PARKER Robert	AUS			DNS				DNS			






TROJAN HORSE PRIZE - 2nd race
RESULT LIST
C1 jun.
Sun 10 Aug 2003

Rnk	Bib No.	Name	NOC Code	1st Run				2nd Run				Total	Diff.
				Time	Pen	Pts	Rnk	Time	Pen	Pts	Rnk		
1	17	KARÁSEK Petr	CZE	1:51.56	0	111.56	1	1:58.42	2	120.42	3	231.98	0.00
2	19	BATÍK Jan	SVK	1:53.11	4	117.11	2	1:53.00	2	115.00	1	232.11	0.13
3	14	ELOSEGI Ander	ESP	1:58.54	0	118.54	3	1:54.04	8	122.04	5	240.58	8.60
4	20	SUCHÝ Matěj	CZE	1:57.00	4	121.00	4	1:59.51	4	123.51	6	244.51	12.53
5	11	KULOVEC Aljaž	SLO	1:59.62	4	123.62	5	2:04.91	0	124.91	8	248.53	16.55
6	9	LESKOVJAN Martin	CZE	2:00.70	4	124.70	6	2:00.53	4	124.53	7	249.23	17.25
7	1	SAUBES Nils	FRA	2:07.16	4	131.16	8	2:01.65	0	121.65	4	252.81	20.83
8	21	HAJDU Peter	SVK	2:11.71	4	135.71	10	1:57.62	2	119.62	2	255.33	23.35
9	13	MIKŠA Marko	CRO	2:11.23	2	133.23	9	2:11.96	0	131.96	10	265.19	33.21
10	16	HANEDA Takua	JPN	2:09.56	0	129.56	7	2:20.41	2	142.41	12	271.97	39.99
11	18	GLUMAC Goran	CRO	2:18.10	2	140.10	11	2:17.79	2	139.79	11	279.89	47.91
12	4	GRANGER Pierre	FRA	2:14.25	6	140.25	12	2:17.25	6	143.25	13	283.50	51.52
13	15	MALÝ Vojtěch	CZE	2:02.00	50	172.00	15	1:58.52	8	126.52	9	298.52	66.54
14	8	NOVAK Dejan	SLO	2:28.47	12	160.47	14	2:40.88	6	166.88	14	327.35	95.37
15	10	FORKO Vedran	CRO	2:24.83	0	144.83	13	3:15.78	104	299.78	15	444.61	212.63
16	22	JÁNĚ Michal	CZE	2:09.41	50	179.41	16			DNS			
17	5	SALAMON Siniša	CRO	2:10.33	54	184.33	17			DNS			
18	7	MIROSLAV Sven	CRO	2:20.83	52	192.83	18			DNS			
19	12	TOMEK Lukáš	CZE	2:22.46	52	194.46	19			DNS			
20	3	LEONE Roberto	ITA	2:21.01	54	195.01	20			DNS			
21	6	BRODIEZ Marc	FRA	2:24.91	60	204.91	21			DNS			
22	2	SEVER Vlado	CRO	3:08.77	160	348.77	22			DNS			





TROJAN HORSE PRIZE - 2nd race
RESULT LIST
K1 ladies jun.
Sun 10 Aug 2003

Rnk	Bib No.	Name	NOC Code	1st Run				2nd Run				Total	Diff.
				Time	Pen	Pts	Rnk	Time	Pen	Pts	Rnk		
1	28	HOŠKOVÁ Kateřina	CZE	1:57.82	4	121.82	1	1:58.71	2	120.71	2	242.53	0.00
2	25	SLOVÁKOVÁ Petra	CZE	2:05.86	4	129.86	7	1:55.23	4	119.23	1	249.09	6.56
3	18	STACHOVÁ Pavla	CZE	2:06.27	0	126.27	3	2:03.97	4	127.97	4	254.24	11.71
4	20	KAŠPAROVÁ Anna	CZE	2:08.09	0	128.09	4	2:05.56	2	127.56	3	255.65	13.12
5	21	VOLKE Juliane	GER	2:08.65	0	128.65	5	2:12.07	4	136.07	8	264.72	22.19
6	23	VYBÍRALOVÁ Zuzana	CZE	2:01.86	2	123.86	2	2:19.76	2	141.76	11	265.62	23.09
7	13	PINKAVOVÁ Marta	CZE	2:17.27	0	137.27	9	2:09.87	4	133.87	6	271.14	28.61
8	14	GURRUTZAGA Maialen	ESP	2:14.72	4	138.72	10	2:08.86	6	134.86	7	273.58	31.05
9	24	EWALD Nina	GER	2:09.55	4	133.55	8	2:18.64	2	140.64	10	274.19	31.66
10	22	KRAGELJ Urska	SLO	2:07.47	2	129.47	6	2:19.04	10	149.04	12	278.51	35.98
11	17	MOZETIČ Nika	SLO	2:24.64	4	148.64	15	2:09.97	0	129.97	5	278.61	36.08
12	19	POCARD Carde	FRA	2:19.55	4	143.55	12	2:06.80	12	138.80	9	282.35	39.82
13	5	WELSINK Svenja	GER	2:20.24	0	140.24	11	2:31.11	6	157.11	14	297.35	54.82
14	4	PAVIO Laetitia	FRA	2:20.53	8	148.53	14	2:24.92	8	152.92	13	301.45	58.92
15	8	LAFUENTE Libe	ESP	2:24.26	2	146.26	13	2:34.25	54	208.25	15	354.51	111.98
16	26	MAIORANO Maria	ITA	2:26.98	6	152.98	16			DNS			
17	3	VENERUS Sara	ITA	2:30.19	4	154.19	17			DNS			
18	12	SOTAKOVÁ Maria	SVK	2:27.73	10	157.73	18			DNS			
19	1	COUTURIER Anais	FRA	2:37.34	4	161.34	19			DNS			
20	11	DOBY Julie	FRA	2:38.86	8	166.86	20			DNS			
21	27	VOLKE Katharina	GER	2:15.62	52	187.62	21			DNS			
22	16	VÁCHOVÁ Barbora	CZE	2:18.59	52	190.59	22			DNS			
23	15	RYBANSKÁ Zuzana	SVK	2:30.93	54	204.93	23			DNS			
24	2	COAN Andrea	ITA	2:28.02	58	206.02	24			DNS			
25	9	PRENDIN Angela	ITA	2:36.53	60	216.53	25			DNS			
26	7	RIZZARDI Sara	ITA	2:35.57	154	309.57	26			DNS			
	6	KAIFUCHI Moe	JPN			DNS				DNS			
	10	MIHELIČ Nina	SLO			DNS				DNS			




TROJAN HORSE PRIZE - 2nd race

RESULT LIST

C2 jun.

Sun 10 Aug 2003

Rnk	Bib No.	Name	NOC Code	1st Run				2nd Run				Total	Diff.
				Time	Pen	Pts	Rnk	Time	Pen	Pts	Rnk		
1	9	HAMMER Martin VLČEK Ladislav	CZE	1:58.33	6	124.33	1	1:54.45	4	118.45	1	242.78	0.00
2	3	KOPLÍK Tomáš VRZÁŇ Jakub	CZE	2:07.39	2	129.39	2	2:06.39	4	130.39	4	259.78	17.00
3	6	ZDRÁHAL Jan ZDRÁHAL Petr	CZE	2:10.60	10	140.60	8	2:02.89	2	124.89	2	265.49	22.71
4	4	BOŽEK Viktor JANČÁLEK David	CZE	2:09.26	2	131.26	3	2:09.50	10	139.50	5	270.76	27.98
5	5	MEDVED Matin STODER Juraj	SVK	2:11.93	4	135.93	6	2:17.69	2	139.69	6	275.62	32.84
6	1	BEDNÁREK Jakub STRAKA Martin	CZE	2:10.03	8	138.03	7	2:11.70	8	139.70	7	277.73	34.95
7	2	BRUNCIAK Peter GALICA Ivan	SVK	2:13.06	2	135.06	5	2:20.68	14	154.68	8	289.74	46.96
8	8	VÁCHA Viktor SEHNAL Štěpán	CZE	2:02.59	58	180.59	9	2:01.59	8	129.59	3	310.18	67.40
9	7	WEBER Adam WEBER Matus	SVK	2:10.05	4	134.05	4	2:19.11	52	191.11	9	325.16	82.38



TROJAN HORSE PRIZE - 2nd race


RESULT LIST

K1 men jun.

Sun 10 Aug 2003


Rnk	Bib No.	Name	NOC Code	1st Run				2nd Run				Total	Diff.
				Time	Pen	Pts	Rnk	Time	Pen	Pts	Rnk		
1	35	HILGERT Luboš	CZE	1:41.01	0	101.01	1	1:39.39	0	99.39	1	200.40	0.00
2	36	POTOČNÝ Marcel	SVK	1:42.15	0	102.15	3	1:41.67	0	101.67	2	203.82	3.42
3	29	HRADÍLEK Vavřinec	CZE	1:39.35	2	101.35	2	1:40.22	4	104.22	3	205.57	5.17
4	33	PŘINDIŠ Adam	CZE	1:41.82	2	103.82	5	1:42.10	6	108.10	4	211.92	11.52
5	37	FERNANDEZ Aritz	ESP	1:45.11	0	105.11	7	1:47.47	2	109.47	6	214.58	14.18
6	38	BUCHTEL Michal	CZE	1:40.66	2	102.66	4	1:44.54	12	116.54	11	219.20	18.80
7	19	LENC Miroslav	CZE	1:44.40	0	104.40	6	1:50.99	4	114.99	10	219.39	18.99
8	27	ŽÁK Jiří	CZE	1:46.24	6	112.24	9	1:48.72	0	108.72	5	220.96	20.56
9	23	LAMY Bertrand	FRA	1:49.01	2	111.01	8	1:48.76	4	112.76	8	223.77	23.37
10	32	KANAYA Tohru	JPN	1:53.93	0	113.93	10	1:54.55	0	114.55	9	228.48	28.08
11	30	DE GENNARO	ITA	1:56.23	2	118.23	14	1:46.65	4	110.65	7	228.88	28.48
12	18	CRESPO Joan	ESP	1:51.23	8	119.23	15	1:55.12	2	117.12	12	236.35	35.95
13	3	MOURECHIDIS	GRE	1:55.40	6	121.40	17	1:53.95	8	121.95	14	243.35	42.95
14	1	MARTINS Locmelis	LAT	1:57.43	0	117.43	13	2:00.55	8	128.55	17	245.98	45.58
15	20	FRANZL Florian	GER	2:05.30	2	127.30	20	1:56.24	4	120.24	13	247.54	47.14
16	5	RAIBA Omar	ITA	1:57.27	4	121.27	16	2:08.26	0	128.26	16	249.53	49.13
17	11	MRKOCI Marko	CRO	2:01.98	2	123.98	18	2:05.34	2	127.34	15	251.32	50.92
18	25	LEBOURGEOIS Alexis	FRA	1:56.03	0	116.03	11	2:08.28	8	136.28	19	252.31	51.91
19	28	JANČEK Ľubomír	SVK	2:01.85	4	125.85	19	2:04.98	8	132.98	18	258.83	58.43
20	12	REVECHE Raphael	FRA	1:50.84	6	116.84	12	1:49.89	54	163.89	20	280.73	80.33
21	7	ALFONSO Javier	ESP	2:05.06	4	129.06	21			DNS			
22	22	LESJAK Matic	SLO	2:09.21	0	129.21	22			DNS			
23	17	LEBAN Lovro	SLO	2:03.33	6	129.33	23			DNS			
24	26	MRAK Luka	SLO	2:06.64	4	130.64	24			DNS			
25	21	THOREAU Childéric	FRA	2:04.96	6	130.96	25			DNS			
26	6	DUBOST Antoine	FRA	2:09.39	6	135.39	26			DNS			
27	4	DAILLE Etienne	FRA	2:14.36	4	138.36	27			DNS			
28	10	VOLKE Yannick	GER	2:19.62	4	143.62	28			DNS			
29	9	KOVAČIČ Alen	SLO	2:22.64	2	144.64	29			DNS			






TROJAN HORSE PRIZE - 2nd race
RESULT LIST
K1 men jun.
Sun 10 Aug 2003

Rnk	Bib No.	Name	NOC Code	1st Run				2nd Run				Total	Diff.
				Time	Pen	Pts	Rnk	Time	Pen	Pts	Rnk		
30	16	MOUROUX Jeff	FRA	2:18.85	6	144.85	30					DNS	
31	24	OBID Matic	SLO	2:19.70	8	147.70	31					DNS	
32	31	VÉTELÉ Julien	FRA	2:19.76	10	149.76	32					DNS	
33	15	HAARMANN Bjorn	GER	2:35.76	0	155.76	33					DNS	
34	34	ROMEO Andrea	ITA	1:46.73	50	156.73	34					DNS	
35	8	FERRY Pascal	FRA	2:01.08	52	173.08	35					DNS	
36	2	KARAMARKO Filip	CRO	3:12.27	14	206.27	36					DNS	
37	13	ŽBOGAR Nejc	SLO	2:38.72	56	214.72	37					DNS	
38	14	MARTELET Romain	FRA	2:07.00	106	233.00	38					DNS	





TROJAN HORSE PRIZE - 2nd race


RESULT LIST

C1 sen.

Sun 10 Aug 2003

Rnk	Bib No.	Name	NOC Code	1st Run				2nd Run				Total	Diff.
				Time	Pen	Pts	Rnk	Time	Pen	Pts	Rnk		
1	52	JEŽEK Stanislav	CZE	1:38.72	0	98.72	1	1:41.67	0	101.67	1	200.39	0.00
2	56	INDRUCH Tomáš	CZE	1:40.11	2	102.11	2	1:41.30	4	105.30	4	207.41	7.02
3	50	PINKAVA Ondřej	CZE	1:45.79	2	107.79	5	1:39.98	2	101.98	2	209.77	9.38
4	53	HOČEVAR Simon	SLO	1:46.66	0	106.66	3	1:47.95	0	107.95	5	214.61	14.22
5	48	GEBAS Vítězslav	CZE	1:50.47	0	110.47	8	1:44.54	0	104.54	3	215.01	14.62
6	55	SLAFKOVSKÝ	SVK	1:45.05	2	107.05	4	1:42.67	6	108.67	6	215.72	15.33
7	51	LABARELLE Pierre	FRA	1:46.74	2	108.74	6	1:48.11	2	110.11	8	218.85	18.46
8	49	GEJDOŠ Stanislav	SVK	1:48.90	6	114.90	14	1:47.63	2	109.63	7	224.53	24.14
9	44	HAVLÍČEK Jan	CZE	1:51.90	2	113.90	11	1:47.58	4	111.58	9	225.48	25.09
10	46	DELAPLACE Baptiste	FRA	1:50.66	4	114.66	13	1:47.75	4	111.75	10	226.41	26.02
11	42	CHEVRIER Hervé	FRA	1:51.43	0	111.43	9	1:53.80	2	115.80	12	227.23	26.84
12	39	CHASSIGNEUX Charly	FRA	1:54.13	2	116.13	15	1:52.16	0	112.16	11	228.29	27.90
13	33	FINA Fulvio	ITA	1:50.62	2	112.62	10	1:59.46	10	129.46	13	242.08	41.69
14	35	DELATTRE Lorie	FRA	1:54.34	0	114.34	12	2:04.61	12	136.61	14	250.95	50.56
15	54	MAŠEK Jan	CZE	1:45.47	4	109.47	7	1:42.86	52	154.86	15	264.33	63.94
16	32	MIHELIČ Marko	SLO	1:59.20	0	119.20	16			DNS			
17	40	HRADÍLEK Václav	CZE	1:57.49	2	119.49	17			DNS			
18	43	MARSHALL Adam	GBR	1:55.68	6	121.68	18			DNS			
19	38	HROBSKÝ Milan	SVK	2:01.84	2	123.84	19			DNS			
20	36	BUCHACA Joan Marc	ESP	2:03.19	2	125.19	20			DNS			
21	41	ČIVČIJA Marko	SLO	1:59.34	6	125.34	21			DNS			
22	34	PATRICK Tom	GBR	2:07.47	2	129.47	22			DNS			
23	47	FLORENCE David	GBR	2:09.09	6	135.09	23			DNS			
24	37	DANĚK Aleš	CZE	2:11.94	6	137.94	24			DNS			
25	31	TOMISLAV Hohnjec	CRO	2:13.90	6	139.90	25			DNS			
26	45	DRAXL Peter	AUT	2:54.92	8	182.92	26			DNS			





TROJAN HORSE PRIZE - 2nd race


RESULT LIST

K1 ladies sen.

Sun 10 Aug 2003

Rnk	Bib No.	Name	NOC Code	1st Run				2nd Run				Total	Diff.
				Time	Pen	Pts	Rnk	Time	Pen	Pts	Rnk		
1	73	KALISKÁ Elena	SVK	1:47.79	0	107.79	1	1:47.58	2	109.58	2	217.37	0.00
2	74	PAVELKOVÁ Irena	CZE	1:50.63	2	112.63	5	1:48.83	0	108.83	1	221.46	4.09
3	72	SEMERÁDOVÁ Vanda	CZE	1:50.54	2	112.54	4	1:49.00	4	113.00	3	225.54	8.17
4	70	ŘIHOŠKOVÁ Marie	CZE	1:48.10	2	110.10	2	1:56.20	0	116.20	4	226.30	8.93
5	65	SADILOVÁ Marcela	CZE	1:52.05	0	112.05	3	2:00.57	0	120.57	6	232.62	15.25
6	68	GASPARD Marie	FRA	2:03.90	0	123.90	9	1:55.09	2	117.09	5	240.99	23.62
7	57	BENUŠOVÁ Dana	SVK	2:01.22	2	123.22	8	2:00.33	4	124.33	9	247.55	30.18
8	54	PATRICK Michelle	GBR	2:04.37	2	126.37	13	1:58.13	4	122.13	8	248.50	31.13
9	60	ROWLANDS Nerys	GBR	2:06.93	0	126.93	14	2:01.72	0	121.72	7	248.65	31.28
10	47	BOMBOY Alice	FRA	1:56.75	4	120.75	6	2:04.58	4	128.58	12	249.33	31.96
11	52	CHEVRIER Cécilie	FRA	2:01.90	4	125.90	12	2:02.07	4	126.07	11	251.97	34.60
12	61	PÉREZ Anna Farnes	ESP	2:05.26	2	127.26	15	2:02.76	2	124.76	10	252.02	34.65
13	41	FOURCAUD Laetitia	FRA	1:59.58	2	121.58	7	2:07.20	4	131.20	14	252.78	35.41
14	48	TOLOSA Ainhoa	ESP	2:01.17	4	125.17	11	2:07.01	2	129.01	13	254.18	36.81
15	42	DONNIGTON Louise	GBR	2:02.36	2	124.36	10	2:07.83	8	135.83	15	260.19	42.82
16	49	LANDRIN Claire	FRA	2:03.80	4	127.80	16			DNS			
17	50	YAMADA Asahi	JPN	2:04.12	4	128.12	17			DNS			
18	59	LABARELLE Julie	FRA	2:06.34	2	128.34	18			DNS			
19	67	LEJSALOVÁ Blanka	SVK	2:05.12	4	129.12	19			DNS			
20	66	WALSH Kimbertley	GBR	2:05.25	4	129.25	20			DNS			
21	43	TEŠOVICOVÁ Diana	SVK	2:06.71	4	130.71	21			DNS			
22	45	HARROWER Claire	GBR	2:09.77	4	133.77	22			DNS			
23	46	MERRETT Helena	AUS	2:10.65	4	134.65	23			DNS			
24	71	FARRANCE Mia	AUS	2:14.98	4	138.98	24			DNS			
25	51	BARNES Helen	GBR	2:15.11	4	139.11	25			DNS			
26	62	LANGER Geri	GER	2:15.45	4	139.45	26			DNS			
27	58	GAMBON Eleonora	ITA	2:19.53	4	143.53	27			DNS			
28	63	HRADÍLKOVÁ Kristýna	CZE	2:24.92	0	144.92	28			DNS			
29	64	JAYES Anyta	GBR	2:31.94	6	157.94	29			DNS			





TROJAN HORSE PRIZE - 2nd race


RESULT LIST

K1 ladies sen.

Sun 10 Aug 2003

Rnk	Bib No.	Name	NOC Code	1st Run				2nd Run				Total	Diff.
				Time	Pen	Pts	Rnk	Time	Pen	Pts	Rnk		
30	53	NAVARRO Naiara	ESP	2:33.34	6	159.34	30				DNS		
31	56	FEREKIDI Maria	GRE	2:34.49	58	212.49	31				DNS		
32	55	MINO-VERCELLIO	FRA	2:07.17	104	231.17	32				DNS		
33	44	LEBRETON Marie	FRA	2:24.50	102	246.50	33				DNS		





TROJAN HORSE PRIZE - 2nd race


RESULT LIST

C2 sen.

Sun 10 Aug 2003

k	Bib No.	Name	NOC Code	1st Run				2nd Run				Total	Diff.
				Time	Pen	Pts	Rnk	Time	Pen	Pts	Rnk		
	29	VOLF Jaroslav ŠTĚPÁNEK Ondřej	CZE	1:44.35	0	104.35	1	1:42.59	2	104.59	1	208.94	0.00
	27	JIRAS Marek MÁDER Tomáš	CZE	1:46.50	4	110.50	2	1:43.69	2	105.69	2	216.19	7.25
	28	KUBÁŇ Milan OLEJNÍK Marian	SVK	1:50.57	0	110.57	3	1:49.15	2	111.15	4	221.72	12.78
	30	POSPÍŠIL Jaroslav POLLERT Jaroslav	CZE	1:54.09	6	120.09	5	1:46.58	2	108.58	3	228.67	19.73
	26	LAMY Victor DAILLE Jerome	FRA	1:53.40	0	113.40	4	1:53.56	2	115.56	5	228.96	20.02
	25	MERENUS Jan KUBRIČAN Pavel	CZE	1:59.93	2	121.93	6	1:56.79	2	118.79	6	240.72	31.78
	21	KLIMUŠKIN Pavel KAŠPAR Martin	CZE	2:05.71	2	127.71	7	2:09.71	4	133.71	9	261.42	52.48
	22	BRUNEL Loic DEGUIL Medhi	FRA	1:53.69	56	169.69	9	1:57.01	6	123.01	7	292.70	83.76
	23	VOLF Vojtěch PROKS Jakub	CZE	2:36.26	56	212.26	10	2:03.85	0	123.85	8	336.11	127.17
	24	GREEN Philip GREEN Steven	GBR	2:09.63	4	133.63	8	2:08.21	110	238.21	10	371.84	162.90





TROJAN HORSE PRIZE - 2nd race

RESULT LIST

K1 men sen.

Sun 10 Aug 2003

Rnk	Bib No.	Name	NOC Code	1st Run				2nd Run				Total	Diff.
				Time	Pen	Pts	Rnk	Time	Pen	Pts	Rnk		
1	94	BROWN Anthony	GBR	1:38.83	0	98.83	3	1:37.64	0	97.64	2	196.47	0.00
2	58	KUBRIČAN Lukáš	CZE	1:37.32	0	97.32	1	1:39.62	0	99.62	5	196.94	0.47
3	72	DEVAUX Pierre	FRA	1:40.35	0	100.35	8	1:36.84	0	96.84	1	197.19	0.72
4	96	KOBES Tomáš	CZE	1:34.98	4	98.98	4	1:36.87	2	98.87	4	197.85	1.38
5	93	MIČULKA Jakub	CZE	1:38.70	0	98.70	2	1:38.75	2	100.75	9	199.45	2.98
6	88	KOBES Jan	CZE	1:39.07	0	99.07	5	1:40.90	0	100.90	10	199.97	3.50
7	97	PESCHIER Benoit	FRA	1:39.57	0	99.57	7	1:36.50	4	100.50	8	200.07	3.60
8	86	MRÁZ Tomáš	SVK	1:40.43	0	100.43	9	1:39.92	0	99.92	6	200.35	3.88
9	99	PIŠVEJC Ivan	CZE	1:40.46	2	102.46	15	1:34.19	4	98.19	3	200.65	4.18
10	92	CHEUTIN Jean Yves	FRA	1:39.67	2	101.67	12	1:38.29	2	100.29	7	201.96	5.49
11	81	LIZARRIBAR Ander	ESP	1:42.12	0	102.12	13	1:41.88	0	101.88	11	204.00	7.53
12	59	EWALD Jens	GER	1:42.32	0	102.32	14	1:42.71	0	102.71	12	205.03	8.56
13	85	DEKARCZYK Julien	FRA	1:41.12	0	101.12	11	1:44.30	0	104.30	15	205.42	8.95
14	46	DIDIONE Fabrizio	ITA	1:42.87	0	102.87	17	1:41.64	2	103.64	14	206.51	10.04
15	68	SWETNAM Huw	GBR	1:41.36	2	103.36	19	1:41.19	2	103.19	13	206.55	10.08
16	70	ADÁMEK Alexandr	CZE	1:40.88	0	100.88	10	1:41.87	4	105.87	16	206.75	10.28
17	52	DOBY Matieu	FRA	1:40.79	2	102.79	16	1:42.37	4	106.37	18	209.16	12.69
18	67	MARECHAL Christophe	FRA	1:39.39	0	99.39	6	1:44.30	6	110.30	20	209.69	13.22
19	55	KABRHEL Václav	CZE	1:43.85	0	103.85	20	1:46.02	0	106.02	17	209.87	13.40
20	84	HUDETZ Harald	AUT	1:41.21	2	103.21	18	1:47.90	2	109.90	19	213.11	16.64
21	95	SCHMITT Thilo	GER	1:44.11	0	104.11	21			DNS			
22	47	WALCZAK Frédéric	FRA	1:44.29	0	104.29	22			DNS			
23	98	ŠAJBIDOR Jan	SVK	1:40.36	4	104.36	23			DNS			
24	87	KODELJA Uroš	SLO	1:42.52	2	104.52	24			DNS			
25	69	STANOVSKÝ Miroslav	SVK	1:44.65	0	104.65	25			DNS			
26	78	BREZIGAR Miha	SLO	1:40.78	4	104.78	26			DNS			
27	44	PAOLINI Diego	ITA	1:42.94	2	104.94	27			DNS			
28	82	DORFLER Fabian	GER	1:44.35	2	106.35	28			DNS			
29	62	AUGU Christophe	FRA	1:44.65	2	106.65	29			DNS			





TROJAN HORSE PRIZE - 2nd race

RESULT LIST

K1 men sen.

Sun 10 Aug 2003

Rnk	Bib No.	Name	NOC Code	1st Run				2nd Run				Total	Diff.
				Time	Pen	Pts	Rnk	Time	Pen	Pts	Rnk		
30	91	DAMBORSKÝ Miro	SVK	1:42.68	4	106.68	30					DNS	
31	89	PONTAROLLO Matteo	ITA	1:47.03	0	107.03	31					DNS	
32	77	HOUNSLOW Richard	GBR	1:43.42	4	107.42	32					DNS	
33	40	CADEFAU Marc	ESP	1:47.79	0	107.79	33					DNS	
34	43	LISMONDE Alexandre	FRA	1:44.16	4	108.16	34					DNS	
35	65	RUBÍN Daniel	CZE	1:44.87	4	108.87	35					DNS	
36	75	NIVEL Cyril	FRA	1:48.90	0	108.90	36					DNS	
37	49	KATO Tappei	JPN	1:49.33	0	109.33	37					DNS	
38	66	CIBÁK Michal	SVK	1:48.01	2	110.01	38					DNS	
39	71	EGRAZ Davy	LUX	1:50.03	0	110.03	39					DNS	
40	41	DOBY Renaud	FRA	1:48.64	2	110.64	40					DNS	
41	74	DIMITRIOU Alexandros	GRE	1:49.71	2	111.71	41					DNS	
42	63	BAREŠ Vojtěch	CZE	1:48.18	4	112.18	42					DNS	
43	42	YAMANAKA Shuji	JPN	1:50.25	2	112.25	43					DNS	
44	57	STAMP Andrew	AUS	1:48.72	4	112.72	44					DNS	
45	53	BUSSON Grégoire	FRA	1:49.03	4	113.03	45					DNS	
46	51	FLORENCE Fraser	GBR	1:51.14	2	113.14	46					DNS	
47	64	SCHMIDT Gerhard	AUT	1:51.42	2	113.42	47					DNS	
48	83	ESTANGUET Aldric	FRA	1:51.16	4	115.16	48					DNS	
49	50	THOUVIGNON	FRA	1:47.21	8	115.21	49					DNS	
50	60	WAKELING Tom	GBR	1:57.77	2	119.77	50					DNS	
51	80	MRŮZEK David	CZE	1:56.54	4	120.54	51					DNS	
52	48	KEHR Christian	GER	1:55.90	8	123.90	52					DNS	
53	39	MARTINS Onskulis	LAT	2:05.34	0	125.34	53					DNS	
54	79	SCHMID Mathias	AUT	2:01.32	8	129.32	54					DNS	
55	76	FLECHTNER Markus	GER	2:14.13	0	134.13	55					DNS	
56	56	NIKOLOPOULOS	GRE	2:10.16	4	134.16	56					DNS	
57	90	KING Anton	AUS	1:53.86	52	165.86	57					DNS	
58	61	ICHIBA Daiki	JPN	1:55.55	58	173.55	58					DNS	





TROJAN HORSE PRIZE - 2nd race


RESULT LIST

K1 men sen.

Sun 10 Aug 2003

Rnk	Bib No.	Name	NOC Code	1st Run				2nd Run				Total	Diff.
				Time	Pen	Pts	Rnk	Time	Pen	Pts	Rnk		
59	45	FERRY Alain	FRA	2:53.42	4	177.42	59					DNS	
	54	PARKER Robert	AUS									DNS	
	73	HANEDA Shotaro	JPN									DNS	





TROJAN HORSE PRIZE
results - 1st + 2nd race

C1 men

JUNIORS

1. BATÍK Jan (SVK)
2. KARÁSEK Petr (CZE)
3. SUCHÝ Matěj (CZE)

SENIORS

1. JEŽEK Stanislav (CZE)
2. INDRUCH Tomáš (CZE)
3. PINKAVA Ondřej (CZE)

K1 ladies

JUNIORS

1. HOŠKOVÁ Kateřina (CZE)
2. SLOVÁKOVÁ Petra (CZE)
3. STACHOVÁ Pavlína (CZE)

SENIORS

1. KALISKÁ Elena (SVK)
2. PAVELKOVÁ Irena (CZE)
3. ŘIHOŠKOVÁ Marie (CZE)

C2 men

JUNIORS

1. HAMMER Martin (CZE)
VLČEK Ladislav (CZE)
2. ZDRÁHAL Jan (CZE)
ZDRÁHALA Petr (CZE)
3. BOŽEK Viktor (CZE)
JANČÁLEK David (CZE)

SENIORS

1. VOLF Jaroslav (CZE)
ŠTĚPÁNEK Ondřej (CZE)
2. JIRAS Marek (CZE)
MADER Tomáš (CZE)
3. POSPÍŠIL Jaroslav (CZE)
POLLERT Jaroslav (CZE)

K1 men

JUNIORS

1. HILGERT Luboš (CZE)
2. HRADÍLEK Vavřinec (CZE)
3. POTOČNÝ Marcel (SVK)

SENIORS

1. KUBRIČAN Lukáš (CZE)
2. BROWN Anthony (GBR)
3. KOBES Tomáš (CZE)

