

2013

ICF Canoe Slalom

World Championships Prague

Complete Results



Mascot MS 2013

Kanoistický areál Praha 7 – Troja – ul. Vodácká
www.slalomtroja.cz

2013 ICF CANOE SLALOM WORLD CHAMPIONSHIPS



Prague CZE

12.09. - 15.09.13



FINAL RESULTS LIST CANOE SINGLE (C1) MEN

White Water Centre Prague Troja

14 Sep 2013 Start Time: 13:02

Rank	Bib No.	Name	Ctry.	Time	Penalty Seconds	Total Time	Behind
1	1	FLORENCE David	GBR	100.53	2	102.53	0.00
2	3	SLAFKOVSKY Alexander	SVK	103.36	0	103.36	+0.83
3	9	SAVSEK Benjamin	SLO	105.79	0	105.79	+3.26
4	4	TASIADIS Sideris	GER	104.47	2	106.47	+3.94
5	5	GARGAUD CHANUT Denis	FRA	107.39	0	107.39	+4.86
6	2	BENUS Matej	SVK	104.11	6	110.11	+7.58
7	11	JEZEK Stanislav	CZE	106.23	4	110.23	+7.70
8	15	JANE Michal	CZE	110.91	2	112.91	+10.38
9	6	BERCIC Anze	SLO	108.77	6	114.77	+12.24
10	10	ELOSEGI Ander	ESP	115.90	54	169.90	+67.37

SEMIFINALISTS

11	16	GEBAS Vitezslav	CZE	109.09	0	109.09	+4.66
12	23	LIPATOV Aleksandr	RUS	107.54	2	109.54	+5.11
13	14	DOMENJO Jordi	ESP	105.72	4	109.72	+5.29
14	12	ANTON Franz	GER	108.35	2	110.35	+5.92
15	35	QUINN Thomas	GBR	106.52	4	110.52	+6.09
16	17	PESCHIER Nicolas	FRA	111.35	0	111.35	+6.92
17	30	HEDWIG Grzegorz	POL	107.73	4	111.73	+7.30
18	7	MARTIKAN Michal	SVK	107.89	4	111.89	+7.46
19	13	HANEDA Takuya	JPN	109.90	2	111.90	+7.47
20	33	KOECHLIN Thomas	SUI	107.84	6	113.84	+9.41
21	41	GONDEK Kacper	POL	109.91	4	113.91	+9.48
22	21	MARINIC Matija	CRO	108.60	6	114.60	+10.17
23	28	BORROWS Ian	AUS	108.86	6	114.86	+10.43
24	22	PROCTOR Mark	GBR	111.29	4	115.29	+10.86
25	31	ROSSI Sebastian	ARG	113.31	6	119.31	+14.88
26	37	TENG Zhiqiang	CHN	116.00	4	120.00	+15.57
27	34	SMEDLEY Cameron	CAN	119.73	2	121.73	+17.30
28	29	JEFFERY Robin	AUS	144.86	8	152.86	+48.43
29	26	LEFEVRE Fabien	USA	109.46	52	161.46	+57.03
30	20	CIPRESSI Stefano	ITA	108.60	154	262.60	+158.17

HEATS

31	36	SETKIN Kirill	RUS	98.25	2	100.25	+8.67
32	24	EICHFELD Casey	USA	96.30	4	100.30	+8.72
33	25	ERGUIN Jon	ESP	98.45	2	100.45	+8.87
34	40	SAYFIEV Ruslan	RUS	100.49	0	100.49	+8.91
35	19	COLAZINGARI Roberto	ITA	99.04	2	101.04	+9.46
36	18	MARC Jonathan	FRA	99.07	2	101.07	+9.49
37	8	BENZHEN Jan	GER	97.30	4	101.30	+9.72
38	27	BOZIC Luka	SLO	101.43	0	101.43	+9.85
39	38	LOKKEN Zachary	USA	98.02	4	102.02	+10.44
40	32	TSAKMAKIS Christos	GRE	100.56	2	102.56	+10.98
41	61	WANG Xiaodong	CHN	103.51	0	103.51	+11.93
42	66	CAMPONESI Pietro	ITA	101.52	2	103.52	+11.94
43	55	SHU Jianming	CHN	102.92	2	104.92	+13.34
44	39	TRATSIK Viktor	BLR	101.31	4	105.31	+13.73



2013 ICF CANOE SLALOM WORLD CHAMPIONSHIPS Prague CZE



12.09. - 15.09.13

FINAL RESULTS LIST CANOE SINGLE (C1) MEN

White Water Centre Prague Troja

14 Sep 2013 Start Time: 13:02

Rank	Bib No.	Name	Ctry.	Time	Penalty Seconds	Total Time	Behind
45	43	PASIUT Wojciech	POL	103.36	2	105.36	+13.78
46	46	JEGOU Liam	IRL	105.19	2	107.19	+15.61
47	57	SASAKI Shota	JPN	107.92	2	109.92	+18.34
48	48	CURCELL Leonardo	BRA	108.01	4	112.01	+20.43
49	49	KULIKOV Aleksandr	KAZ	108.15	4	112.15	+20.57
50	58	MUSEVYCH Vadym	UKR	110.31	2	112.31	+20.73
51	59	PAVLENKO Dmytro	UKR	108.62	4	112.62	+21.04
52	44	GIBB Benjamin	NZL	108.88	4	112.88	+21.30
53	50	HETSMAN Anton	BLR	107.05	6	113.05	+21.47
54	45	BOURHIS Jean Pierre	SEN	105.33	8	113.33	+21.75
55	60	BUKARA Bogdan	SRB	110.86	4	114.86	+23.28
56	67	NGIDI Lindelani	RSA	111.63	6	117.63	+26.05
57	64	SASAKI Tsubasa	JPN	115.10	4	119.10	+27.52
58	71	MATVIENKO Denys	UKR	116.61	8	124.61	+33.03
59	73	SEEMANN Eloi	COD	119.22	6	125.22	+33.64
60	52	SILVA Jose	VEN	117.16	10	127.16	+35.58
61	69	DEMIRCI Ismail	TUR	125.15	10	135.15	+43.57
62	74	OZOLS Kriss	LAT	132.68	12	144.68	+53.10
63	56	DA SILVA Felipe	BRA	105.78	50	155.78	+64.20
64	47	PEREIRA Jean	BRA	110.09	56	166.09	+74.51
65	51	SHIROKOV Valeriy	KAZ	106.87	60	166.87	+75.29
66	63	MERJAN Richard Rashid	LIB	151.16	20	171.16	+79.58
67	62	JOVANOVIC Goran	SRB	122.95	58	180.95	+89.37
68	70	RAUDSALU Argo	EST	139.38	116	255.38	+163.80
69	65	OH Yeachan	KOR	207.11	176	383.11	+291.53
70	68	PURI Suworna Raj	NEP	129.35	254	383.35	+291.77
71	72	BIN HAZMAN Faiz Azhar	SIN	127.93	564	691.93	+600.35
72	53	McKNIGHT Matthew	IRL	107.40	654	761.40	+669.82
	42	FABRIS Christian	AUS				
	54	CARVALHO Jose	POR				

Chief Judge

PRONO Jean Michel

2013 ICF CANOE SLALOM WORLD CHAMPIONSHIPS



Prague CZE

12.09. - 15.09.13



FINAL RESULTS LIST CANOE SINGLE (C1) WOMEN

White Water Centre Prague Troja

14 Sep 2013 Start Time: 12:32

Rank	Bib No.	Name	Ctry.	Time	Penalty Seconds	Total Time	Behind
1	1	FOX Jessica	AUS	120.09	6	126.09	0.00
2	5	FRANKLIN Mallory	GBR	135.08	4	139.08	+12.99
3	2	LOIR Caroline	FRA	139.75	0	139.75	+13.66
4	11	LOUEN Mira	GER	138.24	4	142.24	+16.15
5	4	LAWRENCE Rosalyn	AUS	138.83	4	142.83	+16.74
6	13	VILARRUBLA Nuria	ESP	146.64	2	148.64	+22.55
7	6	WOODS Kimberley	GBR	147.16	6	153.16	+27.07
8	12	BORROWS Alison	AUS	167.46	12	179.46	+53.37
9	7	MACOVA Katarina	SVK	133.58	50	183.58	+57.49
10	18	SCHMID Julia	AUT	145.45	102	247.45	+121.36

SEMIFINALISTS

11	15	SPENCER Alice	GBR	146.97	10	156.97	+22.69
12	14	SATILA Ana	BRA	155.73	8	163.73	+29.45
13	23	POLEZHAYEVA Svetlana	KAZ	154.55	12	166.55	+32.27
14	9	STOECKLIN Lena	GER	165.27	2	167.27	+32.99
15	17	DOBROTVORSKA Viktoriia	UKR	176.31	8	184.31	+50.03
16	3	HOSKOVA Katerina	CZE	133.55	56	189.55	+55.27
17	10	JANCOVA Monika	CZE	148.67	52	200.67	+66.39
18	24	US Viktoriya	UKR	196.84	4	200.84	+66.56
19	8	REBOURS Oriane	FRA	158.24	54	212.24	+77.96
20	22	WAGNER Karolin	GER	154.49	58	212.49	+78.21

HEATS

21	27	VAN DER KNIJFF Annebel	ESP	131.53	2	133.53	+17.44
22	16	LYACHINA Alexandra	RUS	129.65	4	133.65	+17.56
23	20	McGEE Alexandra	CAN	130.14	4	134.14	+18.05
24	35	MUKHGALEEVA Polina	RUS	127.35	8	135.35	+19.26
25	29	CEN Nanqin	CHN	127.58	8	135.58	+19.49
26	30	KOBLENCOVA Anna	CZE	130.77	6	136.77	+20.68
27	31	YAZAWA Aki	JPN	129.61	10	139.61	+23.52
28	26	INGIER Anna	POL	136.83	4	140.83	+24.74
29	25	DANIELS Haley	CAN	134.98	6	140.98	+24.89
30	34	SABITOVA Zulfia	RUS	136.13	10	146.13	+30.04
31	21	WIDER Anna	SUI	144.77	4	148.77	+32.68
32	28	HICKEY Colleen	USA	141.16	14	155.16	+39.07
33	19	REEVES Micki	USA	157.38	6	163.38	+47.29
34	36	US Olena	UKR	162.45	60	222.45	+106.36
35	33	YAMAKAWA Rikako	JPN	186.39	70	256.39	+140.30
36	32	CONLAN Aisling	IRL	144.18	268	412.18	+296.09
37		DIAZ Sofia	ARG		104		

Chief Judge

PRONO Jean Michel

2013 ICF CANOE SLALOM WORLD CHAMPIONSHIPS



Prague CZE

12.09. - 15.09.13



FINAL RESULTS LIST KAYAK (K1) MEN

White Water Centre Prague Troja

14 Sep 2013 Start Time: 13:32

Rank	Bib No.	Name	Ctry.	Time	Penalty Seconds	Total Time	Behind
1	9	HRADILEK Vavrinec	CZE	92.52	2	94.52	0.00
2	11	PRSKAVEC Jiri	CZE	95.90	0	95.90	+1.38
3	7	POLACZYK Mateusz	POL	95.98	0	95.98	+1.46
4	16	LEFEVRE Fabien	USA	95.56	2	97.56	+3.04
5	6	AIGNER Hannes	GER	96.45	4	100.45	+5.93
6	40	CLARKE Joseph	GBR	97.07	4	101.07	+6.55
7	13	HERNANZ Samuel	ESP	99.24	4	103.24	+8.72
8	31	BERSINGER Thomas	ARG	104.18	0	104.18	+9.66
9	3	DOERFLER Fabian	GER	95.46	52	147.46	+52.94
10	22	DE GENNARO Giovanni	ITA	97.73	56	153.73	+59.21

SEMIFINALISTS

11	8	NEVEU Boris	FRA	96.80	2	98.80	+3.38
12	12	KURT Michael	SUI	98.95	0	98.95	+3.53
13	14	POPIELA Dariusz	POL	97.75	2	99.75	+4.33
14	1	DAILLE Etienne	FRA	100.15	0	100.15	+4.73
15	19	VONDRA Jan	CZE	98.32	2	100.32	+4.90
16	36	FORSYTHE William	AUS	100.69	0	100.69	+5.27
17	44	MERRITT Jaxon	AUS	96.77	4	100.77	+5.35
18	4	KAUZER Peter	SLO	99.57	2	101.57	+6.15
19	27	HEURTEAU Ciaran	IRL	99.68	2	101.68	+6.26
20	21	ROMEO Andrea	ITA	99.92	2	101.92	+6.50
21	24	OBLINGER Helmut	AUT	102.05	0	102.05	+6.63
22	5	MOLMENTI Daniele	ITA	102.12	0	102.12	+6.70
23	17	ALBREHT Martin	SLO	102.42	0	102.42	+7.00
24	18	BIAZZO Mathieu	FRA	99.79	4	103.79	+8.37
25	28	EIGEL Pavel	RUS	99.97	4	103.97	+8.55
26	42	POWELL Richard	USA	100.06	4	104.06	+8.64
27	25	SAJBIDOR Jan	SVK	104.47	0	104.47	+9.05
28	38	HAYWARD Ben	CAN	98.96	6	104.96	+9.54
29	34	NATMESSNIG Herwig	AUT	103.06	2	105.06	+9.64
30	29	DAWSON Michael	NZL	105.16	0	105.16	+9.74
31	35	HOUNSLOW Richard	GBR	101.39	6	107.39	+11.97
32	32	RHEINISCH Eoin	IRL	100.22	12	112.22	+16.80
33	26	DOBY Mathieu	BEL	104.26	8	112.26	+16.84
34	33	HASTINGS John	CAN	108.43	4	112.43	+17.01
35	2	SCHUBERT Sebastian	GER	95.93	50	145.93	+50.51
36	10	DELFOUR Lucien	AUS	95.11	52	147.11	+51.69
37	41	DA SILVA Pedro	BRA	101.81	52	153.81	+58.39
38	23	BRUS Simon	SLO	101.14	54	155.14	+59.72
39	30	SMOLEN Michal	USA	97.24	102	199.24	+103.82
	20	CRESPO Joan	ESP	97.54	56	DSQ-R	

HEATS

41	43	WERRO Lukas	SUI	91.47	0	91.47	+6.78
42	15	HALCIN Martin	SVK	89.76	2	91.76	+7.07
43	39	HERMANS Maarten	NED	92.04	0	92.04	+7.35
44	52	MRKOCI Marko	CRO	92.13	0	92.13	+7.44

2013 ICF CANOE SLALOM WORLD CHAMPIONSHIPS



Prague CZE

12.09. - 15.09.13



FINAL RESULTS LIST KAYAK (K1) MEN

White Water Centre Prague Troja

14 Sep 2013 Start Time: 13:32

Rank	Bib No.	Name	Ctry.	Time	Penalty Seconds	Total Time	Behind
45	54	POLACZYK Grzegorz	POL	91.01	2	93.01	+8.32
46	55	TSVIET Igor	UKR	91.17	2	93.17	+8.48
47	37	FORD David	CAN	93.24	0	93.24	+8.55
48	50	SWETNAM Huw	GBR	93.80	0	93.80	+9.11
49	58	PROZHERIN Artem	RUS	92.13	2	94.13	+9.44
50	46	GRIGAR Jakub	SVK	92.43	2	94.43	+9.74
51	49	OHRSTROM Isak	SWE	90.85	4	94.85	+10.16
52	59	KANAYA Tohru	JPN	94.88	0	94.88	+10.19
53	47	ADACHI Kazuya	JPN	89.08	6	95.08	+10.39
54	45	MULIC Dinko	CRO	91.53	4	95.53	+10.84
55	61	KARAMARKO Filip	CRO	93.86	2	95.86	+11.17
56	53	YOSHIDA Taku	JPN	94.43	2	96.43	+11.74
57	83	YUAN Tao	CHN	95.08	2	97.08	+12.39
58	62	KRIESINGER Ingo	BEL	97.19	0	97.19	+12.50
59	56	HALAVINSKI Dzmitry	BLR	96.29	2	98.29	+13.60
60	48	LANGER Andreas	AUT	94.78	4	98.78	+14.09
61	57	LAVAQUIOL Bernat	ESP	98.81	0	98.81	+14.12
62	60	GUBENKO Nikita	RUS	96.99	2	98.99	+14.30
63	69	XIAN Jinbin	CHN	97.51	2	99.51	+14.82
64	67	PAN Hung-Ming	TPE	101.30	0	101.30	+16.61
65	63	CORDERO Matias	ARG	102.12	0	102.12	+17.43
66	51	MARTINS TAQUES Ricardo	BRA	100.07	4	104.07	+19.38
67	82	POTOCNY Marcel	HUN	94.07	10	104.07	+19.38
68	74	SILVA Ivan	POR	96.74	8	104.74	+20.05
69	91	SIDENKO Oleksii	UKR	98.88	6	104.88	+20.19
70	65	TEUNISSEN Marnix	NED	103.37	2	105.37	+20.68
71	66	LEE Han-Cheng	TPE	105.58	0	105.58	+20.89
72	88	PESTOV Ruslan	UKR	106.57	0	106.57	+21.88
73	98	PAKERS Kaspars	LAT	104.92	2	106.92	+22.23
74	71	CURTIS Samuel	IRL	101.02	6	107.02	+22.33
75	70	CELMINS Ritvars	LAT	102.11	6	108.11	+23.42
76	77	STANOVSKY Samuel	LAT	108.70	2	110.70	+26.01
77	89	SEKER Enzo	TUR	104.93	6	110.93	+26.24
78	75	STOILJKOVIC Dusan	SRB	105.44	6	111.44	+26.75
79	85	WEWEGE Donovan	RSA	103.76	8	111.76	+27.07
80	84	SAVIC Darko	BIH	103.77	8	111.77	+27.08
81	86	STEFANOVSKI Igor	MKD	105.83	6	111.83	+27.14
82	101	SPASIKJ Ljubomir	MKD	110.19	2	112.19	+27.50
83	92	PURI Suworna Raj	NEP	115.67	2	117.67	+32.98
84	87	DELIEV Ivan	MKD	112.73	6	118.73	+34.04
85	76	ATMANAVICIUS Mantas	LTU	106.76	12	118.76	+34.07
86	93	RASIMAVICIUS Vilius	LTU	113.03	10	123.03	+38.34
87	99	BOURHIS Jean Pierre	SEN	121.13	2	123.13	+38.44
88	68	KIM Hyun Soo	KOR	116.16	10	126.16	+41.47
89	103	OLGUIN HENRIQUEZ Alex	CHI	127.43	14	141.43	+56.74
90	80	LEE Jeong-Hyeon	KOR	134.26	8	142.26	+57.57
91	97	ECHEVERRIA OLGUIN Andraz	CHI	127.82	18	145.82	+61.13



2013 ICF CANOE SLALOM WORLD CHAMPIONSHIPS Prague CZE



12.09. - 15.09.13


FINAL RESULTS LIST KAYAK (K1) MEN

White Water Centre Prague Troja

14 Sep 2013 Start Time: 13:32

Rank	Bib No.	Name	Ctry.	Time	Penalty Seconds	Total Time	Behind
92	78	PEREZ Alexis	VEN	142.74	14	156.74	+72.05
93	90	DJUKIN Stefan	BIH	119.72	58	177.72	+93.03
94	81	SONG Min Hyeung	KOR	125.92	60	185.92	+101.23
95	79	CASTILLA Hector	VEN	134.78	52	186.78	+102.09
96	64	HERMANS Dirk	NED	100.94	100	200.94	+116.25
97	73	MACHADO Joao	BRA	95.84	106	201.84	+117.15
98	72	MILLAN Hector	VEN	142.36	62	204.36	+119.67
99	94	AMIN Julianda	MAS	147.75	58	205.75	+121.06
100	95	PEIKER Tarmo	EST	152.68	106	258.68	+173.99
101	102	RUIZ PRADO Jaime	CHI	189.42	114	303.42	+218.73
102	96	RADZI Ismadi	MAS	133.56	460	593.56	+508.87
100	--	--	---				

Chief Judge


PRONO Jean Michel

2013 ICF CANOE SLALOM WORLD CHAMPIONSHIPS Prague CZE



12.09. - 15.09.13

FINAL RESULTS LIST CANOE DOUBLE (C2) MEN

White Water Centre Prague Troja

15 Sep 2013 Start Time: 12:32

Rank	Bib No.	Name	Ctry.	Time	Penalty Seconds	Total Time	Behind
1	5	FLORENCE David HOUNSLOW Richard	GBR	114.10	0	114.10	0.00
2	12	VOLF Jaroslav STEPANEK Ondrej	CZE	112.14	2	114.14	+0.04
3	6	SKANTAR Ladislav SKANTAR Peter	SVK	115.63	0	115.63	+1.53
4	8	KASPAR Jonas SINDLER Marek	CZE	112.56	4	116.56	+2.46
5	7	SZCZEPANSKI Piotr POCHWALA Marcin	POL	112.69	6	118.69	+4.59
6	11	KARLOVSKY Ondrej JANE Jakub	CZE	117.90	4	121.90	+7.80
7	25	PICCO Pierre BISO Hugo	FRA	121.14	2	123.14	+9.04
8	16	MUELLER Kai MUELLER Kevin	GER	120.19	4	124.19	+10.09
9	1	LABARELLE Pierre PESCHIER Nicolas	FRA	122.04	4	126.04	+11.94
10	18	KUZNETSOV Mikhail LARIONOV Dmitry	RUS	123.03	4	127.03	+12.93

SEMIFINALISTS

11	4	BOZIC Luka TALJAT Saso	SLO	117.96	4	121.96	+8.42
12	3	KLAUSS Gauthier PECHE Matthieu	FRA	118.34	4	122.34	+8.80
13	19	WIERCIOCH Michal MAJERCZAK Grzegorz	POL	120.63	2	122.63	+9.09
14	10	KUCERA Tomas BATIK Jan	SVK	118.92	4	122.92	+9.38
15	13	SCHROEDER David HENZE Frank	GER	123.10	4	127.10	+13.56
16	26	AFANASIEV Aleksei SENKIN Stanislav	RUS	124.08	8	132.08	+18.54
17	9	ANTON Franz BENZIAN Jan	GER	117.59	54	171.59	+58.05
18	15	BRZEZINSKI Filip BRZEZINSKI Andrzej	POL	120.83	56	176.83	+63.29
19	2	HOCHSCHORNER Pavol HOCHSCHORNER Peter	SVK	133.94	54	187.94	+74.40
20	14	CAMPORESI Pietro FERRARI Niccolo	ITA	135.69	54	189.69	+76.15

HEATS

21	20	BURGESS Adam PITT Greg	GBR	106.10	4	110.10	+7.73
22	23	CORREA Charles OLIVEIRA Anderson	BRA	108.46	2	110.46	+8.09
23	21	McEWAN Devin EICHFELD Casey	USA	110.98	0	110.98	+8.61
24	28	USHAKOV Anton USHAKOV Artem	RUS	111.06	2	113.06	+10.69



2013 ICF CANOE SLALOM WORLD CHAMPIONSHIPS Prague CZE



12.09. - 15.09.13

FINAL RESULTS LIST CANOE DOUBLE (C2) MEN

White Water Centre Prague Troja

15 Sep 2013 Start Time: 12:32

Rank	Bib No.	Name	Ctry.	Time	Penalty Seconds	Total Time	Behind
25	22	DAVIES Rhys LISTER Matthew	GBR	108.70	6	114.70	+12.33
26	27	WERRO Lukas WERRO Simon	SUI	113.74	2	115.74	+13.37
27	17	MARZO Daniel PEREZ Jesus	ESP	111.30	6	117.30	+14.93
28	30	ZHANG Hang DENG Xiao	CHN	114.47	4	118.47	+16.10
29	31	YU Hongmin CHEN Jin	CHN	116.35	4	120.35	+17.98
30	34	SHU Jianming WANG Xiaodong	CHN	123.49	8	131.49	+29.12
31	29	SASAKI Shota SASAKI Tsubasa	JPN	132.06	4	136.06	+33.69
32	32	MOROZ Mykola PESTOV Oleksandr	UKR	134.12	14	148.12	+45.75
	24	HAYWARD Ben SMEDLEY Cameron	CAN				
	33	SEEMANN Eloi	COD				

Chief Judge

PRONO Jean Michel

2013 ICF CANOE SLALOM WORLD CHAMPIONSHIPS



Prague CZE

12.09. - 15.09.13



FINAL RESULTS LIST KAYAK (K1) WOMEN

White Water Centre Prague Troja

15 Sep 2013 Start Time: 12:02

Rank	Bib No.	Name	Ctry.	Time	Penalty Seconds	Total Time	Behind
1	1	FER Emilie	FRA	111.74	4	115.74	0.00
2	14	NEWMAN Nouria	FRA	111.94	6	117.94	+2.20
3	10	SCHORNBERG Jasmin	GER	114.99	4	118.99	+3.25
4	2	DUKATOVA Jana	SVK	113.95	6	119.95	+4.21
5	54	MANN Dana	USA	114.62	6	120.62	+4.88
6	20	LAFONT Marie-Zelia	FRA	117.36	6	123.36	+7.62
7	15	LAWRENCE Rosalyn	AUS	120.97	4	124.97	+9.23
8	5	KUDEJOVA Katerina	CZE	126.53	4	130.53	+14.79
9	13	KALISKA Elena	SVK	126.57	8	134.57	+18.83
10	8	POESCHEL Cindy	GER	125.56	50	175.56	+59.82

SEMIFINALISTS

11	11	NEAVE Elizabeth	GBR	116.05	2	118.05	+7.78
12	19	GRANT Sarah	AUS	118.18	0	118.18	+7.91
13	9	TERCELJ Eva	SLO	116.20	2	118.20	+7.93
14	18	BAER Claudia	GER	114.96	4	118.96	+8.69
15	6	HILGERTOVA Stepanka	CZE	115.06	4	119.06	+8.79
16	29	JONES Luuka	NZL	115.43	4	119.43	+9.16
17	17	PENNIE Fiona	GBR	115.94	4	119.94	+9.67
18	3	FOX Jessica	AUS	116.77	4	120.77	+10.50
19	24	KHARITONOVA Marta	RUS	119.97	2	121.97	+11.70
20	7	KRAGELJ Ursa	SLO	119.63	4	123.63	+13.36
21	27	PEROVA Ekaterina	RUS	121.70	4	125.70	+15.43
22	21	WOLFFHARDT Viktoria	AUT	127.27	2	129.27	+19.00
23	41	NEVARILOVA Kristina	SVK	126.07	6	132.07	+21.80
24	28	MARTINEZ Marta	ESP	130.35	2	132.35	+22.08
25	36	YAZAWA Aki	JPN	126.74	10	136.74	+26.47
26	42	LEENDERS Claudia	NED	139.27	6	145.27	+35.00
27	16	HORN Stefanie	ITA	112.94	50	162.94	+52.67
28	25	PEROVA Aleksandra	RUS	118.99	54	172.99	+62.72
29	12	OBLINGER-PETERS Violetta	AUT	121.72	52	173.72	+63.45
30	37	WOODS Kimberley	GBR	125.95	110	235.95	+125.68

HEATS

31	26	ORNSTOVA Eva	CZE	105.69	2	107.69	+9.60
32	40	SATILA Ana	BRA	108.14	0	108.14	+10.05
33	30	TAKESHITA Yuriko	JPN	106.73	2	108.73	+10.64
34	35	RODRIGUEZ Meritxell	ESP	109.49	0	109.49	+11.40
35	34	US Viktoriya	UKR	110.38	0	110.38	+12.29
36	57	CEN Nanqin	CHN	107.50	4	111.50	+13.41
37	22	GOIKOETXEA Irati	ESP	105.72	6	111.72	+13.63
38	23	GIAI PRON Maria Clara	ITA	110.11	2	112.11	+14.02
39	46	LUKICHEVA Yekaterina	KAZ	110.37	2	112.37	+14.28
40	52	LI Lu	CHN	108.74	4	112.74	+14.65
41	43	LIPTAK Monika	POL	111.06	2	113.06	+14.97
42	32	CRAIG Hannah	IRL	109.15	4	113.15	+15.06
43	33	NEE Ashley	USA	110.09	4	114.09	+16.00
44	39	FEREKIDOU Maria	GRE	108.25	6	114.25	+16.16



2013 ICF CANOE SLALOM WORLD CHAMPIONSHIPS Prague CZE



12.09. - 15.09.13

FINAL RESULTS LIST KAYAK (K1) WOMEN

White Water Centre Prague Troja

15 Sep 2013 Start Time: 12:02

Rank	Bib No.	Name	Ctry.	Time	Penalty Seconds	Total Time	Behind
45	44	GROENEVELD Jessica	CAN	113.28	2	115.28	+17.19
46	45	ISMAILOVA Sevinch	BLR	111.73	4	115.73	+17.64
47	47	FROEHLICH Thea	CAN	115.97	0	115.97	+17.88
48	31	NOVAK Ajda	SLO	111.05	6	117.05	+18.96
49	38	CHABBEY Elise	SUI	113.42	4	117.42	+19.33
50	48	DENHOLLANDER Jazmyne	CAN	112.47	6	118.47	+20.38
51	55	POLEZHAYEVA Svetlana	KAZ	120.31	2	122.31	+24.22
52	49	CONLAN Aisling	IRL	118.52	6	124.52	+26.43
53	50	DERKS Dian	NED	123.29	4	127.29	+29.20
54	56	ENDO Eriko	JPN	125.04	10	135.04	+36.95
55	4	KUHNLE Corinna	AUT	98.66	54	152.66	+54.57
56	51	OTTEN Maartje	NED	148.84	6	154.84	+56.75
57	53	BARANAUSKAITE Erika	LTU	134.19	62	196.19	+98.10
58	59	PAERNAMEGI Kersti	EST	137.57	106	243.57	+145.48
	58	DIAZ Sofia	ARG		154		

Chief Judge

PRONO Jean Michel

2013 ICF CANOE SLALOM WORLD CHAMPIONSHIPS



Prague CZE 12.09. - 15.09.13

RESULTS LIST CANOE SINGLE (C1) MEN HEATS - 1ST AND 2ND RUN

White Water Centre Prague Troja 12 Sep 2013 Start Time: 16:30

Rk	Bib No.	Name	Ctry.	1st Run			2nd Run			Best				
				Time	Pen. Sec.	Total Time	Rk	Time	Pen. Sec.	Total Time	Rk	Time	Behind	ICF Points
1	9	SAVSEK Benjamin	SLO	91.58	0	91.58	1	98.63	52	150.63	51	91.58	0.00	20.00
2	22	PROCTOR Mark	GBR	95.64	0	95.64	7	93.02	0	93.02	1	93.02	+1.44	22.36
3	7	MARTIKAN Michal	SVK	96.37	0	96.37	10	93.86	0	93.86	2	93.86	+2.28	23.73
4	6	BERCIC Anze	SLO	93.86	0	93.86	2	95.63	6	101.63	27	93.86	+2.28	23.73
5	4	TASIADIS Sideris	GER	93.99	0	93.99	3	96.80	50	146.80	49	93.99	+2.41	23.95
6	15	JANE Michal	CZE	95.08	4	99.08	18	92.26	2	94.26	3	94.26	+2.68	24.39
7	10	ELOSEGI Ander	ESP	94.15	4	98.15	14	94.50	0	94.50	4	94.50	+2.92	24.78
8	1	FLORENCE David	GBR	92.69	2	94.69	4			DNS		94.69	+3.11	25.09
9	12	ANTON Franz	GER	94.99	0	94.99	5	94.75	0	94.75	5	94.75	+3.17	25.19
10	41	GONDEK Kacper	POL	96.83	2	98.83	16	94.85	0	94.85	6	94.85	+3.27	25.36
11	37	TENG Zhiqiang	CHN	97.94	52	149.94	58	94.88	0	94.88	7	94.88	+3.30	25.41
12	13	HANEDA Takuya	JPN	93.26	2	95.26	6			DNS		95.26	+3.68	26.03
13	16	GEBAS Vitezslav	CZE	99.06	0	99.06	17	95.34	0	95.34	8	95.34	+3.76	26.16
14	3	SLAFKOVSKY Alexander	SVK	93.96	2	95.96	8	93.50	2	95.50	9	95.50	+3.92	26.42
15	11	JEZEK Stanislav	CZE	95.80	2	97.80	13	93.89	2	95.89	10	95.89	+4.31	27.06
16	29	JEFFERY Robin	AUS	96.17	0	96.17	9	95.11	2	97.11	13	96.17	+4.59	27.52
17	30	HEDWIG Grzegorz	POL	97.08	2	99.08	18	94.41	2	96.41	11	96.41	+4.83	27.91
18	35	QUINN Thomas	GBR	95.93	6	101.93	28	94.46	2	96.46	12	96.46	+4.88	27.99
19	2	BENUS Matej	SVK	94.71	2	96.71	11	93.25	4	97.25	14	96.71	+5.13	28.40
20	17	PESCHIER Nicolas	FRA	96.80	0	96.80	12			DNS		96.80	+5.22	28.55
21	21	MARINIC Matija	CRO	98.42	0	98.42	15	97.47	0	97.47	15	97.47	+5.89	29.65
22	5	GARGAUD CHANUT Denis	FRA	92.88	10	102.88	31	98.04	0	98.04	16	98.04	+6.46	30.58
23	28	BORROWS Ian	AUS	96.95	6	102.95	32	98.20	0	98.20	17	98.20	+6.62	30.84
24	26	LEFEVRE Fabien	USA	93.58	52	145.58	57	98.67	0	98.67	18	98.67	+7.09	31.61
25	31	ROSSI Sebastian	ARG	103.60	104	207.60	66	98.76	0	98.76	19	98.76	+7.18	31.76
26	33	KOECHLIN Thomas	SUI	99.86	4	103.86	35	97.29	2	99.29	20	99.29	+7.71	32.63
27	23	LIPATOV Aleksandr	RUS	101.15	4	105.15	39	99.37	0	99.37	21	99.37	+7.79	32.76
28	14	DOMENJO Jordi	ESP	99.42	0	99.42	20	97.18	50	147.18	50	99.42	+7.84	32.84
29	20	CIPRESSI Stefano	ITA	99.67	2	101.67	27	99.80	0	99.80	22	99.80	+8.22	33.46
30	34	SMEDLEY Cameron	CAN	101.83	2	103.83	34	98.08	2	100.08	23	100.08	+8.50	33.92
31	36	SETKIN Kirill	RUS	99.21	2	101.21	24	98.25	2	100.25	24	100.25	+8.67	34.20
32	24	EICHFELD Casey	USA	96.30	4	100.30	21	98.08	6	104.08	31	100.30	+8.72	34.28
33	25	ERGUIN Jon	ESP	98.45	2	100.45	22	98.33	6	104.33	32	100.45	+8.87	34.53
34	40	SAYFIEV Ruslan	RUS	101.88	2	103.88	36	100.49	0	100.49	25	100.49	+8.91	34.59
35	19	COLAZINGARI Roberto	ITA	96.84	8	104.84	37	99.04	2	101.04	26	101.04	+9.46	35.49
36	18	MARC Jonathan	FRA	99.07	2	101.07	23	104.39	56	160.39	52	101.07	+9.49	35.54
37	8	BENZIEN Jan	GER	97.30	4	101.30	25	96.01	6	102.01	29	101.30	+9.72	35.92
38	27	BOZIC Luka	SLO	101.43	0	101.43	26	97.87	4	101.87	28	101.43	+9.85	36.13
39	38	LOKKEN Zachary	USA	98.02	4	102.02	29	115.58	306	421.58	66	102.02	+10.44	37.10
40	32	TSAKMAKIS Christos	GRE	100.56	2	102.56	30	102.74	6	108.74	36	102.56	+10.98	37.98
41	61	WANG Xiaodong	CHN	105.36	6	111.36	43	103.51	0	103.51	30	103.51	+11.93	39.54
42	66	CAMPORESI Pietro	ITA	101.52	2	103.52	33	104.20	4	108.20	35	103.52	+11.94	39.56
43	55	SHU Jianming	CHN	102.92	2	104.92	38	112.28	4	116.28	43	104.92	+13.34	41.85
44	39	TRATSIK Viktor	BLR	102.63	50	152.63	59	101.31	4	105.31	33	105.31	+13.73	42.49
45	43	PASIUT Wojciech	POL	104.07	4	108.07	41	103.36	2	105.36	34	105.36	+13.78	42.57

2013 ICF CANOE SLALOM WORLD CHAMPIONSHIPS




Prague CZE

12.09. - 15.09.13

RESULTS LIST														
CANOE SINGLE (C1) MEN														
HEATS - 1ST AND 2ND RUN														
White Water Centre Prague Troja										12 Sep 2013 Start Time: 16:30				

Rk	Bib No.	Name	Ctry.	1st Run			2nd Run			Best				
				Time	Pen. Sec.	Total Time	Rk	Time	Pen. Sec.	Total Time	Rk	Time	Behind	ICF Points
46	46	JEGOU Liam	IRL	105.19	2	107.19	40	107.46	2	109.46	37	107.19	+15.61	45.57
47	57	SASAKI Shota	JPN	107.92	2	109.92	42	107.25	4	111.25	38	109.92	+18.34	50.04
48	48	CURCELL Leonardo	BRA	108.01	4	112.01	44	108.11	54	162.11	53	112.01	+20.43	53.46
49	49	KULIKOV Aleksandr	KAZ	108.15	4	112.15	45	106.46	56	162.46	54	112.15	+20.57	53.69
50	58	MUSEVYCH Vadym	UKR	124.83	0	124.83	53	110.31	2	112.31	39	112.31	+20.73	53.95
51	59	PAVLENKO Dmytro	UKR	108.62	4	112.62	46	106.69	6	112.69	40	112.62	+21.04	54.46
52	44	GIBB Benjamin	NZL	109.37	4	113.37	48	108.88	4	112.88	41	112.88	+21.30	54.89
53	50	HETSMAN Anton	BLR	116.99	4	120.99	51	107.05	6	113.05	42	113.05	+21.47	55.17
54	45	BOURHIS Jean Pierre	SEN	105.33	8	113.33	47	109.43	54	163.43	55	113.33	+21.75	55.62
55	60	BUKARA Bogdan	SRB	110.86	4	114.86	49	106.50	66	172.50	57	114.86	+23.28	58.13
56	67	NGIDI Lindelani	RSA	121.07	6	127.07	54	111.63	6	117.63	44	117.63	+26.05	62.67
57	64	SASAKI Tsubasa	JPN	115.10	4	119.10	50	118.66	110	228.66	60	119.10	+27.52	65.08
58	71	MATVIENKO Denys	UKR	116.61	8	124.61	52	118.11	154	272.11	64	124.61	+33.03	74.10
59	73	SEEMANN Eloï	COD	143.65	102	245.65	67	119.22	6	125.22	45	125.22	+33.64	75.10
60	52	SILVA Jose	VEN	129.66	54	183.66	65	117.16	10	127.16	46	127.16	+35.58	78.28
61	69	DEMIRCI Ismail	TUR	126.25	12	138.25	55	125.15	10	135.15	47	135.15	+43.57	91.36
62	74	OZOLS Kriss	LAT	128.84	16	144.84	56	132.68	12	144.68	48	144.68	+53.10	106.97
63	56	DA SILVA Felipe	BRA	105.78	50	155.78	60	114.62	108	222.62	59	155.78	+64.20	125.15
64	47	PEREIRA Jean	BRA	119.80	56	175.80	63	110.09	56	166.09	56	166.09	+74.51	142.04
65	51	SHIROKOV Valeriy	KAZ	106.87	60	166.87	61	104.76	156	260.76	63	166.87	+75.29	143.32
66	63	MERJAN Richard Rashid	LIB	151.16	20	171.16	62	131.16	62	193.16	58	171.16	+79.58	150.35
67	62	JOVANOVIC Goran	SRB	122.95	58	180.95	64	123.52	110	233.52	61	180.95	+89.37	166.38
68	70	RAUDSALU Argo	EST	137.53	364	501.53	70	139.38	116	255.38	62	255.38	+163.80	288.29
69	65	OH Yeachan	KOR	220.03	220	440.03	69	207.11	176	383.11	65	383.11	+291.53	497.50
70	68	PURI Suworna Raj	NEP	129.35	254	383.35	68			DNS		383.35	+291.77	497.89
71	72	BIN HAZMAN Faiz Azhar	SIN	127.93	564	691.93	71	196.30	616	812.30	67	691.93	+600.35	1003.32
72	53	McKNIGHT Matthew	IRL	107.40	654	761.40	72			DNS		761.40	+669.82	1117.11
	42	FABRIS Christian	AUS			DNS				DNS				
	54	CARVALHO Jose	POR			DNS				DNS				

Chief Judge

 PRONO Jean Michel

2013 ICF CANOE SLALOM WORLD CHAMPIONSHIPS



Prague CZE

12.09. - 15.09.13



RACE ANALYSIS																											
CANOE SINGLE (C1) MEN																											
HEATS - 1ST AND 2ND RUN																											
White Water Centre Prague Troja																12 Sep 2013 Start Time: 16:30											

Rk	Bib No.	Name	Ctry.	Total Time	Behind																							
Phase	Time	1	2	3	4	5	6	7	8	9	10	11	12	13	14	15	16	17	18	19	20	21	22	23	24	25	Pen.	Total
1	9	SAVSEK Benjamin	SLO	91.58	0.00																							
1	1st Run	91.58	-	-	-	-	-	-	-	-	-	-	-	-	-	-	-	-	-	-	-	-	-	-	-	-	0	91.58
51	2nd Run	98.63	-	-	-	-	-	-	-	-	2	-	-	-	-	-	50	-	-	-	-	-	-	-	-	-	52	150.63
2	22	PROCTOR Mark	GBR	93.02	+1.44																							
7	1st Run	95.64	-	-	-	-	-	-	-	-	-	-	-	-	-	-	-	-	-	-	-	-	-	-	-	-	0	95.64
1	2nd Run	93.02	-	-	-	-	-	-	-	-	-	-	-	-	-	-	-	-	-	-	-	-	-	-	-	0	93.02	
3	7	MARTIKAN Michal	SVK	93.86	+2.28																							
10	1st Run	96.37	-	-	-	-	-	-	-	-	-	-	-	-	-	-	-	-	-	-	-	-	-	-	-	0	96.37	
2	2nd Run	93.86	-	-	-	-	-	-	-	-	-	-	-	-	-	-	-	-	-	-	-	-	-	-	-	0	93.86	
4	6	BERCIC Anze	SLO	93.86	+2.28																							
2	1st Run	93.86	-	-	-	-	-	-	-	-	-	-	-	-	-	-	-	-	-	-	-	-	-	-	-	0	93.86	
27	2nd Run	95.63	-	-	-	-	-	-	-	-	2	-	-	-	-	-	-	-	-	2	-	-	-	-	-	2	6	101.63
5	4	TASIADIS Sideris	GER	93.99	+2.41																							
3	1st Run	93.99	-	-	-	-	-	-	-	-	-	-	-	-	-	-	-	-	-	-	-	-	-	-	-	0	93.99	
49	2nd Run	96.80	-	-	-	-	-	-	-	-	-	-	-	-	-	-	-	-	50	-	-	-	-	-	-	50	146.80	
6	15	JANE Michal	CZE	94.26	+2.68																							
18	1st Run	95.08	-	-	-	-	-	-	-	-	2	-	-	-	-	-	2	-	-	-	-	-	-	-	-	4	99.08	
3	2nd Run	92.26	-	-	-	-	-	-	-	-	-	-	-	-	-	2	-	-	-	-	-	-	-	-	-	2	94.26	
7	10	ELOSEGI Ander	ESP	94.50	+2.92																							
14	1st Run	94.15	-	-	-	-	2	-	-	-	2	-	-	-	-	-	-	-	-	-	-	-	-	-	-	4	98.15	
4	2nd Run	94.50	-	-	-	-	-	-	-	-	-	-	-	-	-	-	-	-	-	-	-	-	-	-	-	0	94.50	
8	1	FLORENCE David	GBR	94.69	+3.11																							
4	1st Run	92.69	-	-	-	-	-	-	-	-	-	-	-	-	-	-	2	-	-	-	-	-	-	-	-	2	94.69	
	2nd Run																											DNS
9	12	ANTON Franz	GER	94.75	+3.17																							
5	1st Run	94.99	-	-	-	-	-	-	-	-	-	-	-	-	-	-	-	-	-	-	-	-	-	-	-	0	94.99	
5	2nd Run	94.75	-	-	-	-	-	-	-	-	-	-	-	-	-	-	-	-	-	-	-	-	-	-	-	0	94.75	
10	41	GONDEK Kacper	POL	94.85	+3.27																							
16	1st Run	96.83	-	-	-	-	-	-	-	-	2	-	-	-	-	-	-	-	-	-	-	-	-	-	-	2	98.83	
6	2nd Run	94.85	-	-	-	-	-	-	-	-	-	-	-	-	-	-	-	-	-	-	-	-	-	-	-	0	94.85	
11	37	TENG Zhiqiang	CHN	94.88	+3.30																							
58	1st Run	97.94	-	-	-	-	-	-	-	-	-	-	-	-	-	-	-	-	50	-	-	2	-	-	52	149.94		
7	2nd Run	94.88	-	-	-	-	-	-	-	-	-	-	-	-	-	-	-	-	-	-	-	-	-	-	-	0	94.88	
12	13	HANEDA Takuya	JPN	95.26	+3.68																							
6	1st Run	93.26	-	-	-	-	-	-	-	-	-	-	-	-	-	-	2	-	-	-	-	-	-	-	-	2	95.26	
	2nd Run																											DNS
13	16	GEBAS Vitezslav	CZE	95.34	+3.76																							
17	1st Run	99.06	-	-	-	-	-	-	-	-	-	-	-	-	-	-	-	-	-	-	-	-	-	-	-	0	99.06	
8	2nd Run	95.34	-	-	-	-	-	-	-	-	-	-	-	-	-	-	-	-	-	-	-	-	-	-	-	0	95.34	

2013 ICF CANOE SLALOM WORLD CHAMPIONSHIPS



Prague CZE

12.09. - 15.09.13



RACE ANALYSIS																											
CANOE SINGLE (C1) MEN																											
HEATS - 1ST AND 2ND RUN																											
White Water Centre Prague Troja																12 Sep 2013 Start Time: 16:30											

Rk	Bib No.	Name	Ctry.	Total Time	Behind																								
Phase	Time	1	2	3	4	5	6	7	8	9	10	11	12	13	14	15	16	17	18	19	20	21	22	23	24	25	Pen.	Total	
14	3	SLAFKOVSKY Alexander	SVK	95.50	+3.92																								
8	1st Run	93.96	-	-	-	-	-	-	-	-	2	-	-	-	-	-	-	-	-	-	-	-	-	-	-	-	2	95.96	
9	2nd Run	93.50	-	-	-	-	-	-	-	-	-	-	-	-	-	-	-	-	-	2	-	-	-	-	-	-	2	95.50	
15	11	JEZEK Stanislav	CZE	95.89	+4.31																								
13	1st Run	95.80	-	-	-	-	-	-	-	-	-	-	2	-	-	-	-	-	-	-	-	-	-	-	-	-	2	97.80	
10	2nd Run	93.89	-	-	-	-	2	-	-	-	-	-	-	-	-	-	-	-	-	-	-	-	-	-	-	-	2	95.89	
16	29	JEFFERY Robin	AUS	96.17	+4.59																								
9	1st Run	96.17	-	-	-	-	-	-	-	-	-	-	-	-	-	-	-	-	-	-	-	-	-	-	-	-	0	96.17	
13	2nd Run	95.11	-	-	-	-	-	-	-	-	-	-	-	-	-	-	-	-	-	-	2	-	-	-	-	-	2	97.11	
17	30	HEDWIG Grzegorz	POL	96.41	+4.83																								
18	1st Run	97.08	-	-	-	-	-	-	-	-	-	-	-	-	-	-	-	-	2	-	-	-	-	-	-	-	2	99.08	
11	2nd Run	94.41	-	-	-	-	-	-	-	-	-	-	-	-	-	-	-	-	-	2	-	-	-	-	-	-	2	96.41	
18	35	QUINN Thomas	GBR	96.46	+4.88																								
28	1st Run	95.93	-	-	-	-	-	-	-	-	2	-	-	2	2	-	-	-	-	-	-	-	-	-	-	-	6	101.93	
12	2nd Run	94.46	-	-	-	-	-	-	-	-	-	-	-	-	-	-	-	-	-	-	-	-	-	2	-	-	2	96.46	
19	2	BENUS Matej	SVK	96.71	+5.13																								
11	1st Run	94.71	-	-	-	-	-	-	2	-	-	-	-	-	-	-	-	-	-	-	-	-	-	-	-	-	2	96.71	
14	2nd Run	93.25	-	-	-	-	-	-	-	-	-	-	-	2	-	-	2	-	-	-	-	-	-	-	-	-	4	97.25	
20	17	PESCHIER Nicolas	FRA	96.80	+5.22																								
12	1st Run	96.80	-	-	-	-	-	-	-	-	-	-	-	-	-	-	-	-	-	-	-	-	-	-	-	-	0	96.80	
	2nd Run																												DNS
21	21	MARINIC Matija	CRO	97.47	+5.89																								
15	1st Run	98.42	-	-	-	-	-	-	-	-	-	-	-	-	-	-	-	-	-	-	-	-	-	-	-	-	0	98.42	
15	2nd Run	97.47	-	-	-	-	-	-	-	-	-	-	-	-	-	-	-	-	-	-	-	-	-	-	-	-	0	97.47	
22	5	GARGAUD CHANUT Denis	FRA	98.04	+6.46																								
31	1st Run	92.88	-	-	-	2	-	2	-	-	-	2	-	-	-	-	-	2	-	2	-	-	-	-	-	-	10	102.88	
16	2nd Run	98.04	-	-	-	-	-	-	-	-	-	-	-	-	-	-	-	-	-	-	-	-	-	-	-	-	0	98.04	
23	28	BORROWS Ian	AUS	98.20	+6.62																								
32	1st Run	96.95	-	-	-	-	-	2	-	-	2	2	-	-	-	-	-	-	-	-	-	-	-	-	-	-	6	102.95	
17	2nd Run	98.20	-	-	-	-	-	-	-	-	-	-	-	-	-	-	-	-	-	-	-	-	-	-	-	-	0	98.20	
24	26	LEFEVRE Fabien	USA	98.67	+7.09																								
57	1st Run	93.58	-	-	-	-	-	-	-	-	2	-	-	-	-	-	-	50	-	-	-	-	-	-	-	-	52	145.58	
18	2nd Run	98.67	-	-	-	-	-	-	-	-	-	-	-	-	-	-	-	-	-	-	-	-	-	-	-	-	0	98.67	
25	31	ROSSI Sebastian	ARG	98.76	+7.18																								
66	1st Run	103.60	-	-	-	-	-	-	-	-	-	-	-	2	-	-	-	-	-	2	-	-	50	50	-	104	207.60		
19	2nd Run	98.76	-	-	-	-	-	-	-	-	-	-	-	-	-	-	-	-	-	-	-	-	-	-	-	-	0	98.76	
26	33	KOECHLIN Thomas	SUI	99.29	+7.71																								
35	1st Run	99.86	-	-	-	-	2	-	-	-	-	-	-	2	-	-	-	-	-	-	-	-	-	-	-	-	4	103.86	
20	2nd Run	97.29	-	-	-	-	-	-	-	-	-	-	-	-	-	-	-	-	-	-	2	-	-	-	-	-	2	99.29	

2013 ICF CANOE SLALOM WORLD CHAMPIONSHIPS



Prague CZE

12.09. - 15.09.13



RACE ANALYSIS																											
CANOE SINGLE (C1) MEN																											
HEATS - 1ST AND 2ND RUN																											
White Water Centre Prague Troja																12 Sep 2013 Start Time: 16:30											

Rk	Bib No.	Name	Ctry.	Total Time	Behind																							
Phase	Time	1	2	3	4	5	6	7	8	9	10	11	12	13	14	15	16	17	18	19	20	21	22	23	24	25	Pen.	Total
27	23	LIPATOV Aleksandr	RUS	99.37	+7.79																							
39	1st Run	101.15	-	-	-	-	-	-	-	-	2	-	-	-	-	-	-	-	-	-	-	-	-	-	-	2	4	105.15
21	2nd Run	99.37	-	-	-	-	-	-	-	-	-	-	-	-	-	-	-	-	-	-	-	-	-	-	-	-	0	99.37
28	14	DOMENJO Jordi	ESP	99.42	+7.84																							
20	1st Run	99.42	-	-	-	-	-	-	-	-	-	-	-	-	-	-	-	-	-	-	-	-	-	-	-	-	0	99.42
50	2nd Run	97.18	-	-	-	-	-	-	-	-	-	-	-	-	-	-	-	-	-	-	50	-	-	-	-	-	50	147.18
29	20	CIPRESSI Stefano	ITA	99.80	+8.22																							
27	1st Run	99.67	-	-	-	-	-	-	-	-	-	-	-	2	-	-	-	-	-	-	-	-	-	-	-	-	2	101.67
22	2nd Run	99.80	-	-	-	-	-	-	-	-	-	-	-	-	-	-	-	-	-	-	-	-	-	-	-	-	0	99.80
30	34	SMEDLEY Cameron	CAN	100.08	+8.50																							
34	1st Run	101.83	-	-	-	-	-	-	-	-	1	-	-	-	-	-	-	2	-	-	-	-	-	-	-	-	2	103.83
23	2nd Run	98.08	-	-	-	-	-	-	-	-	-	-	-	-	-	-	-	-	2	-	-	-	-	-	-	-	2	100.08
31	36	SETKIN Kirill	RUS	100.25	+8.67																							
24	1st Run	99.21	-	-	-	-	-	-	-	-	-	-	-	-	-	-	-	-	2	-	-	-	-	-	-	-	2	101.21
24	2nd Run	98.25	-	-	-	-	-	-	-	-	-	-	-	-	-	-	-	-	2	-	-	-	-	-	-	-	2	100.25
32	24	EICHFELD Casey	USA	100.30	+8.72																							
21	1st Run	96.30	-	-	-	-	-	-	-	-	-	2	-	-	-	-	2	-	-	-	-	-	-	-	-	-	4	100.30
31	2nd Run	98.08	-	-	-	-	-	-	-	-	2	-	-	-	-	2	-	-	-	-	2	-	-	-	-	-	6	104.08
33	25	ERGUIN Jon	ESP	100.45	+8.87																							
22	1st Run	98.45	-	-	-	-	-	-	-	-	-	-	-	-	-	-	-	-	2	-	-	-	-	-	-	-	2	100.45
32	2nd Run	98.33	-	-	-	2	2	-	-	-	-	-	-	-	-	-	-	-	2	-	-	-	-	-	-	-	6	104.33
34	40	SAYFIEV Ruslan	RUS	100.49	+8.91																							
36	1st Run	101.88	-	-	-	-	-	-	-	-	2	-	-	-	-	-	-	-	-	-	-	-	-	-	-	-	2	103.88
25	2nd Run	100.49	-	-	-	-	-	-	-	-	-	-	-	-	-	-	-	-	-	-	-	-	-	-	-	-	0	100.49
35	19	COLAZINGARI Roberto	ITA	101.04	+9.46																							
37	1st Run	96.84	-	-	-	-	-	-	-	-	-	-	-	-	-	2	-	-	-	2	-	-	2	2	2	2	8	104.84
26	2nd Run	99.04	-	-	-	-	-	-	-	-	-	-	-	-	-	-	-	-	2	-	-	-	-	-	-	-	2	101.04
36	18	MARC Jonathan	FRA	101.07	+9.49																							
23	1st Run	99.07	-	-	-	-	-	-	-	-	-	-	-	-	-	2	-	-	-	-	-	-	-	-	-	-	2	101.07
52	2nd Run	104.39	-	-	-	-	-	-	-	-	-	-	-	-	-	2	-	-	-	-	2	2	50	56	56	56	160.39	
37	8	BENZIEN Jan	GER	101.30	+9.72																							
25	1st Run	97.30	-	-	-	-	-	-	-	2	-	-	-	-	-	2	-	-	-	-	-	-	-	-	-	-	4	101.30
29	2nd Run	96.01	-	-	-	-	-	-	-	2	-	-	-	-	-	2	-	-	-	-	-	-	-	-	-	2	6	102.01
38	27	BOZIC Luka	SLO	101.43	+9.85																							
26	1st Run	101.43	-	-	-	-	-	-	-	-	-	-	-	-	-	-	-	-	-	-	-	-	-	-	-	-	0	101.43
28	2nd Run	97.87	-	-	-	-	-	-	-	-	-	-	-	-	2	-	2	-	-	-	-	-	-	-	-	-	4	101.87
39	38	LOKKEN Zachary	USA	102.02	+10.44																							
29	1st Run	98.02	-	-	-	-	-	2	-	-	-	-	-	-	-	2	-	-	-	-	-	-	-	-	-	-	4	102.02
66	2nd Run	115.58	-	2	-	-	-	-	-	-	-	-	-	50	2	50	50	50	50	2	-	-	50	-	-	-	306	421.58

2013 ICF CANOE SLALOM WORLD CHAMPIONSHIPS



Prague CZE

12.09. - 15.09.13



RACE ANALYSIS																											
CANOE SINGLE (C1) MEN																											
HEATS - 1ST AND 2ND RUN																											
White Water Centre Prague Troja																								12 Sep 2013 Start Time: 16:30			

Rk	Bib No.	Name	Ctry.	Total Time																				Behind					
Phase	Time	1	2	3	4	5	6	7	8	9	10	11	12	13	14	15	16	17	18	19	20	21	22	23	24	25	Pen.	Total	
40	32	TSAKMAKIS Christos	GRE	102.56																				+10.98					
30	1st Run	100.56	-	-	-	-	-	-	-	-	-	-	-	-	-	-	-	-	-	-	-	-	-	-	-	-	2	2	102.56
36	2nd Run	102.74	-	-	-	-	-	-	-	2	2	-	-	-	-	2	-	-	-	-	-	-	-	-	-	-	-	6	108.74
41	61	WANG Xiaodong	CHN	103.51																				+11.93					
43	1st Run	105.36	-	-	-	-	-	-	-	-	-	-	2	-	-	-	2	-	-	2	-	-	-	-	-	-	6	111.36	
30	2nd Run	103.51	-	-	-	-	-	-	-	-	-	-	-	-	-	-	-	-	-	-	-	-	-	-	-	-	0	103.51	
42	66	CAMPORESI Pietro	ITA	103.52																				+11.94					
33	1st Run	101.52	-	-	-	-	-	-	-	-	-	-	-	2	-	-	-	-	-	-	-	-	-	-	-	-	2	103.52	
35	2nd Run	104.20	-	-	-	-	-	-	-	2	-	-	-	-	-	-	2	-	-	-	-	-	-	-	-	-	4	108.20	
43	55	SHU Jianming	CHN	104.92																				+13.34					
38	1st Run	102.92	-	-	-	-	-	-	-	-	-	2	-	-	-	-	-	-	-	-	-	-	-	-	-	-	2	104.92	
43	2nd Run	112.28	-	-	-	-	-	-	-	-	-	-	-	-	-	-	2	-	-	-	-	-	2	-	-	-	4	116.28	
44	39	TRATSIK Viktor	BLR	105.31																				+13.73					
59	1st Run	102.63	-	-	-	-	-	-	-	-	-	-	-	-	-	-	-	-	-	-	-	-	-	-	-	50	152.63		
33	2nd Run	101.31	-	-	-	-	-	-	-	-	-	-	-	-	-	-	-	-	-	-	-	-	-	-	2	2	4	105.31	
45	43	PASIUT Wojciech	POL	105.36																				+13.78					
41	1st Run	104.07	-	-	-	-	-	-	-	-	-	-	-	-	2	-	-	2	-	-	-	-	-	-	-	-	4	108.07	
34	2nd Run	103.36	-	-	-	-	-	-	-	-	-	-	-	-	-	-	-	-	-	-	2	-	-	-	-	-	2	105.36	
46	46	JEGOU Liam	IRL	107.19																				+15.61					
40	1st Run	105.19	-	-	-	-	-	-	-	-	-	2	-	-	-	-	-	-	-	-	-	-	-	-	-	-	2	107.19	
37	2nd Run	107.46	-	-	-	-	-	-	-	-	-	-	-	-	2	-	-	-	-	-	-	-	-	-	-	-	2	109.46	
47	57	SASAKI Shota	JPN	109.92																				+18.34					
42	1st Run	107.92	-	-	-	-	-	-	-	-	2	-	-	-	-	-	-	-	-	-	-	-	-	-	-	-	2	109.92	
38	2nd Run	107.25	-	-	-	-	-	-	-	-	-	-	-	-	-	-	2	2	-	-	-	-	-	-	-	-	4	111.25	
48	48	CURCELL Leonardo	BRA	112.01																				+20.43					
44	1st Run	108.01	-	-	-	-	-	-	-	-	-	-	-	-	-	-	-	-	2	-	-	-	-	-	2	4	112.01		
53	2nd Run	108.11	-	-	-	-	-	-	-	-	-	-	-	-	-	-	-	50	2	-	-	-	2	-	-	54	162.11		
49	49	KULIKOV Aleksandr	KAZ	112.15																				+20.57					
45	1st Run	108.15	-	-	-	-	-	-	-	-	-	-	-	-	-	-	2	-	2	-	-	-	-	-	-	-	4	112.15	
54	2nd Run	106.46	-	-	-	-	-	-	-	-	-	2	-	-	-	2	-	-	-	2	-	-	-	50	-	-	56	162.46	
50	58	MUSEVYCH Vadym	UKR	112.31																				+20.73					
53	1st Run	124.83	-	-	-	-	-	-	-	-	-	-	-	-	-	-	-	-	-	-	-	-	-	-	-	-	0	124.83	
39	2nd Run	110.31	-	-	-	-	-	-	-	-	-	-	-	-	-	-	-	-	2	-	-	-	-	-	-	-	2	112.31	
51	59	PAVLENKO Dmytro	UKR	112.62																				+21.04					
46	1st Run	108.62	-	-	2	-	-	-	-	-	-	-	-	-	-	-	2	-	-	-	-	-	-	-	-	-	4	112.62	
40	2nd Run	106.69	-	-	-	-	-	-	-	-	-	-	2	-	-	-	2	-	-	2	-	-	-	-	-	-	6	112.69	
52	44	GIBB Benjamin	NZL	112.88																				+21.30					
48	1st Run	109.37	-	-	-	-	-	-	-	-	-	-	-	-	-	-	-	-	2	-	-	2	-	-	-	-	4	113.37	
41	2nd Run	108.88	-	-	-	-	-	-	-	-	-	-	-	-	-	-	2	-	-	-	-	2	-	-	-	-	4	112.88	

2013 ICF CANOE SLALOM WORLD CHAMPIONSHIPS Prague CZE



12.09. - 15.09.13

RACE ANALYSIS																											
CANOE SINGLE (C1) MEN																											
HEATS - 1ST AND 2ND RUN																											
White Water Centre Prague Troja																12 Sep 2013 Start Time: 16:30											

Rk	Bib No.	Name	Ctry.	Total Time																				Behind								
Phase	Time	1	2	3	4	5	6	7	8	9	10	11	12	13	14	15	16	17	18	19	20	21	22	23	24	25	Pen.	Total				
53	50	HETSMAN Anton	BLR	113.05																				+21.47								
51	1st Run	116.99	-	-	-	-	-	-	-	-	-	-	-	-	-	-	2	-	-	-	-	-	-	-	-	-	-	4	120.99			
42	2nd Run	107.05	-	-	-	-	-	-	-	-	-	-	-	-	-	-	2	-	-	-	-	-	-	-	-	-	-	6	113.05			
54	45	BOURHIS Jean Pierre	SEN	113.33																				+21.75								
47	1st Run	105.33	-	-	-	-	-	-	-	-	-	-	-	-	-	-	2	-	-	-	-	-	-	-	-	-	-	8	113.33			
55	2nd Run	109.43	-	-	-	-	-	-	-	-	-	-	-	-	-	-	-	-	-	-	-	-	-	-	-	2	-	54	163.43			
55	60	BUKARA Bogdan	SRB	114.86																				+23.28								
49	1st Run	110.86	-	-	-	-	-	-	-	-	-	-	-	-	-	-	2	-	-	-	-	-	-	-	-	-	-	4	114.86			
57	2nd Run	106.50	-	-	2	-	-	-	-	-	-	-	-	-	-	-	2	-	-	-	-	-	-	-	-	2	50	66	172.50			
56	67	NGIDI Lindelani	RSA	117.63																				+26.05								
54	1st Run	121.07	-	2	-	-	-	-	-	-	-	-	-	-	-	-	-	-	-	-	-	-	-	-	-	-	-	6	127.07			
44	2nd Run	111.63	-	-	-	-	-	-	-	-	-	-	-	-	-	-	2	-	-	-	-	-	-	-	-	-	-	6	117.63			
57	64	SASAKI Tsubasa	JPN	119.10																				+27.52								
50	1st Run	115.10	-	-	2	-	-	-	-	-	-	-	-	-	-	-	-	-	-	-	-	-	-	-	-	-	-	4	119.10			
60	2nd Run	118.66	-	-	-	-	-	-	-	-	-	-	-	-	-	-	2	2	50	50	-	2	-	2	2	-	-	-	110	228.66		
58	71	MATVIENKO Denys	UKR	124.61																				+33.03								
52	1st Run	116.61	2	-	-	-	-	-	-	-	-	-	-	-	-	-	2	-	-	-	-	-	-	-	-	-	-	8	124.61			
64	2nd Run	118.11	-	-	-	-	-	-	-	-	-	-	-	-	-	-	2	-	50	-	-	2	-	-	50	-	50	154	272.11			
59	73	SEEMANN Eloi	COD	125.22																				+33.64								
67	1st Run	143.65	-	-	-	-	-	-	-	-	-	-	-	-	-	-	50	-	-	-	-	-	-	-	-	-	50	-	102	245.65		
45	2nd Run	119.22	-	-	-	-	-	-	-	-	-	-	-	-	-	-	2	-	-	-	-	-	-	-	-	-	-	6	125.22			
60	52	SILVA Jose	VEN	127.16																				+35.58								
65	1st Run	129.66	-	-	-	-	-	-	-	-	-	-	-	-	-	-	2	-	-	-	-	-	-	-	-	-	-	54	183.66			
46	2nd Run	117.16	2	-	-	-	-	-	-	-	-	-	-	-	-	-	2	-	-	-	-	-	-	-	-	-	-	10	127.16			
61	69	DEMIRCI Ismail	TUR	135.15																				+43.57								
55	1st Run	126.25	-	-	-	-	-	-	-	-	-	-	-	-	-	-	2	-	-	-	-	-	-	-	2	2	2	-	12	138.25		
47	2nd Run	125.15	-	-	-	-	-	-	-	-	-	-	-	-	-	-	2	-	-	-	-	-	-	-	-	-	-	10	135.15			
62	74	OZOLS Kriss	LAT	144.68																				+53.10								
56	1st Run	128.84	-	-	-	-	-	-	-	-	-	-	-	-	-	-	2	-	-	-	-	-	-	-	2	2	2	-	16	144.84		
48	2nd Run	132.68	-	-	-	-	-	-	-	-	-	-	-	-	-	-	2	-	-	-	-	-	-	-	-	-	2	2	12	144.68		
63	56	DA SILVA Felipe	BRA	155.78																				+64.20								
60	1st Run	105.78	-	-	-	-	-	-	-	-	-	-	-	-	-	-	50	-	-	-	-	-	-	-	-	-	-	50	155.78			
59	2nd Run	114.62	-	-	2	-	-	-	-	-	-	-	-	-	-	-	-	-	50	-	2	50	2	-	-	-	2	-	108	222.62		
64	47	PEREIRA Jean	BRA	166.09																				+74.51								
63	1st Run	119.80	-	-	-	-	-	-	-	-	-	-	-	-	-	-	2	-	-	-	-	-	-	-	-	-	50	-	56	175.80		
56	2nd Run	110.09	-	-	-	-	-	-	-	-	-	-	-	-	-	-	2	-	-	-	-	-	-	-	-	-	50	-	56	166.09		
65	51	SHIROKOV Valeriy	KAZ	166.87																				+75.29								
61	1st Run	106.87	2	-	-	-	-	-	-	-	-	-	-	-	-	-	2	-	-	-	-	-	-	-	-	-	-	50	60	166.87		
63	2nd Run	104.76	-	-	-	-	-	-	-	-	-	-	-	-	-	-	2	-	-	-	-	-	-	-	2	2	50	50	50	-	156	260.76

2013 ICF CANOE SLALOM WORLD CHAMPIONSHIPS



Prague CZE

12.09. - 15.09.13



RACE ANALYSIS																											
CANOE SINGLE (C1) MEN																											
HEATS - 1ST AND 2ND RUN																											
White Water Centre Prague Troja																								12 Sep 2013 Start Time: 16:30			

Rk	Bib No.	Name	Ctry.	Total Time																				Behind					
Phase	Time	1	2	3	4	5	6	7	8	9	10	11	12	13	14	15	16	17	18	19	20	21	22	23	24	25	Pen.	Total	
66	63	MERJAN Richard Rashid	LIB	171.16																				+79.58					
62	1st Run	151.16	-	-	-	-	-	2	-	-	2	-	-	-	2	2	2	-	2	-	-	2	2	-	2	20	171.16		
58	2nd Run	131.16	-	-	-	-	-	-	2	2	-	-	-	-	2	-	2	-	-	-	50	-	2	-	-	2	62	193.16	
67	62	JOVANOVIC Goran	SRB	180.95																				+89.37					
64	1st Run	122.95	-	-	-	-	-	2	-	-	2	2	-	-	50	2	-	-	-	-	-	-	-	-	-	-	58	180.95	
61	2nd Run	123.52	-	2	-	-	-	-	-	50	50	2	-	-	-	2	2	-	-	-	2	-	-	-	-	-	110	233.52	
68	70	RAUDSALU Argo	EST	255.38																				+163.80					
70	1st Run	137.53	-	-	-	-	-	-	-	-	2	2	2	-	2	2	2	-	50	50	50	50	50	50	50	50	364	501.53	
62	2nd Run	139.38	-	-	-	-	-	2	50	2	2	-	2	-	-	2	-	2	2	50	-	-	-	-	-	-	116	255.38	
69	65	OH Yeachan	KOR	383.11																				+291.53					
69	1st Run	220.03	2	-	-	2	2	2	2	50	-	-	-	-	2	2	-	2	-	2	50	50	2	-	-	50	220	440.03	
65	2nd Run	207.11	2	-	-	-	-	2	2	2	50	-	2	-	2	50	2	2	-	2	50	-	2	-	2	2	176	383.11	
70	68	PURI Suworna Raj	NEP	383.35																				+291.77					
68	1st Run	129.35	-	-	-	-	-	2	-	-	-	-	50	-	2	-	-	50	-	50	50	-	-	-	50	-	254	383.35	
	2nd Run																											DNS	
71	72	BIN HAZMAN Faiz Azhar	SIN	691.93																				+600.35					
71	1st Run	127.93	2	50	50	2	2	2	50	-	50	-	2	50	-	50	-	50	-	50	2	50	50	50	2	-	-	564	691.93
67	2nd Run	196.30	2	50	50	-	2	2	50	2	50	2	50	2	50	-	50	-	50	50	50	-	2	2	50	-	616	812.30	
72	53	McKNIGHT Matthew	IRL	761.40																				+669.82					
72	1st Run	107.40	-	-	-	2	50	-	-	50	-	-	-	50	50	50	50	2	50	50	50	50	50	-	-	50	654	761.40	
	2nd Run																											DNS	
		42 FABRIS Christian	AUS																					DNS					
	1st Run																											DNS	
	2nd Run																											DNS	
		54 CARVALHO Jose	POR																					DNS					
	1st Run																											DNS	
	2nd Run																											DNS	

2013 ICF CANOE SLALOM WORLD CHAMPIONSHIPS



Prague CZE

12.09. - 15.09.13



RESULTS LIST CANOE SINGLE (C1) MEN SEMIFINAL

White Water Centre Prague Troja

13 Sep 2013 Start Time: 15:30

Rank	Bib No.	Name	Ctry.	Time	Penalty Seconds	Total Time	Behind	ICF Points
1	4	TASIADIS Sideris	GER	104.43	0	104.43	0.00	10.00
2	5	GARGAUD CHANUT Denis	FRA	102.83	2	104.83	+0.40	10.57
3	11	JEZEK Stanislav	CZE	105.49	0	105.49	+1.06	11.52
4	9	SAVSEK Benjamin	SLO	105.79	0	105.79	+1.36	11.95
5	6	BERCIC Anze	SLO	105.81	0	105.81	+1.38	11.98
6	10	ELOSEGI Ander	ESP	105.91	0	105.91	+1.48	12.13
7	2	BENUS Matej	SVK	103.98	2	105.98	+1.55	12.23
8	1	FLORENCE David	GBR	105.33	2	107.33	+2.90	14.17
9	3	SLAFKOVSKY Alexander	SVK	105.56	2	107.56	+3.13	14.50
10	15	JANE Michal	CZE	106.13	2	108.13	+3.70	15.31
11	16	GEBAS Vitezslav	CZE	109.09	0	109.09	+4.66	16.69
12	23	LIPATOV Aleksandr	RUS	107.54	2	109.54	+5.11	17.34
13	14	DOMENJO Jordi	ESP	105.72	4	109.72	+5.29	17.60
14	12	ANTON Franz	GER	108.35	2	110.35	+5.92	18.50
15	35	QUINN Thomas	GBR	106.52	4	110.52	+6.09	18.75
16	17	PESCHIER Nicolas	FRA	111.35	0	111.35	+6.92	19.94
17	30	HEDWIG Grzegorz	POL	107.73	4	111.73	+7.30	20.49
18	7	MARTIKAN Michal	SVK	107.89	4	111.89	+7.46	20.72
19	13	HANEDA Takuya	JPN	109.90	2	111.90	+7.47	20.73
20	33	KOECHLIN Thomas	SUI	107.84	6	113.84	+9.41	23.52
21	41	GONDEK Kacper	POL	109.91	4	113.91	+9.48	23.62
22	21	MARINIC Matija	CRO	108.60	6	114.60	+10.17	24.61
23	28	BORROWS Ian	AUS	108.86	6	114.86	+10.43	24.98
24	22	PROCTOR Mark	GBR	111.29	4	115.29	+10.86	25.60
25	31	ROSSI Sebastian	ARG	113.31	6	119.31	+14.88	31.37
26	37	TENG Zhiqiang	CHN	116.00	4	120.00	+15.57	32.36
27	34	SMEDLEY Cameron	CAN	119.73	2	121.73	+17.30	34.85
28	29	JEFFERY Robin	AUS	144.86	8	152.86	+48.43	79.56
29	26	LEFEVRE Fabien	USA	109.46	52	161.46	+57.03	91.92
30	20	CIPRESSI Stefano	ITA	108.60	154	262.60	+158.17	237.19

Chief Judge

PRONO Jean Michel

2013 ICF CANOE SLALOM WORLD CHAMPIONSHIPS



Prague CZE

12.09. - 15.09.13



RACE ANALYSIS	
CANOE SINGLE (C1) MEN	
SEMIFINAL	
White Water Centre Prague Troja	13 Sep 2013 Start Time: 15:30

Rk	Bib No.	Name	Ctry.	Total Time	Behind																							
Phase	Time	1	2	3	4	5	6	7	8	9	10	11	12	13	14	15	16	17	18	19	20	21	22	23	24	25	Pen.	Total
1	4	TASIADIS Sideris	GER	104.43	0.00																							
1	Semifinal	104.43	-	-	-	-	-	-	-	-	-	-	-	-	-	-	-	-	-	-	-	-	-	-	-	-	0	104.43
2	5	GARGAUD CHANUT Denis	FRA	104.83	+0.40																							
2	Semifinal	102.83	-	-	-	-	-	-	-	-	2	-	-	-	-	-	-	-	-	-	-	-	-	-	-	-	2	104.83
3	11	JEZEK Stanislav	CZE	105.49	+1.06																							
3	Semifinal	105.49	-	-	-	-	-	-	-	-	-	-	-	-	-	-	-	-	-	-	-	-	-	-	-	-	0	105.49
4	9	SAVSEK Benjamin	SLO	105.79	+1.36																							
4	Semifinal	105.79	-	-	-	-	-	-	-	-	-	-	-	-	-	-	-	-	-	-	-	-	-	-	-	-	0	105.79
5	6	BERCIC Anze	SLO	105.81	+1.38																							
5	Semifinal	105.81	-	-	-	-	-	-	-	-	-	-	-	-	-	-	-	-	-	-	-	-	-	-	-	-	0	105.81
6	10	ELOSEGI Ander	ESP	105.91	+1.48																							
6	Semifinal	105.91	-	-	-	-	-	-	-	-	-	-	-	-	-	-	-	-	-	-	-	-	-	-	-	-	0	105.91
7	2	BENUS Matej	SVK	105.98	+1.55																							
7	Semifinal	103.98	-	-	-	2	-	-	-	-	-	-	-	-	-	-	-	-	-	-	-	-	-	-	-	-	2	105.98
8	1	FLORENCE David	GBR	107.33	+2.90																							
8	Semifinal	105.33	-	-	-	-	-	-	-	-	2	-	-	-	-	-	-	-	-	-	-	-	-	-	-	-	2	107.33
9	3	SLAFKOVSKY Alexander	SVK	107.56	+3.13																							
9	Semifinal	105.56	-	-	-	-	-	-	-	-	-	-	-	-	-	-	-	2	-	-	-	-	-	-	-	-	2	107.56
10	15	JANE Michal	CZE	108.13	+3.70																							
10	Semifinal	106.13	-	-	-	2	-	-	-	-	-	-	-	-	-	-	-	-	-	-	-	-	-	-	-	-	2	108.13
11	16	GEBAS Vitezslav	CZE	109.09	+4.66																							
11	Semifinal	109.09	-	-	-	-	-	-	-	-	-	-	-	-	-	-	-	-	-	-	-	-	-	-	-	-	0	109.09
12	23	LIPATOV Aleksandr	RUS	109.54	+5.11																							
12	Semifinal	107.54	-	-	-	-	-	-	-	-	-	-	-	-	-	-	-	-	-	2	-	-	-	-	-	-	2	109.54
13	14	DOMENJO Jordi	ESP	109.72	+5.29																							
13	Semifinal	105.72	-	-	-	-	2	-	-	-	-	-	-	2	-	-	-	-	-	-	-	-	-	-	-	-	4	109.72
14	12	ANTON Franz	GER	110.35	+5.92																							
14	Semifinal	108.35	-	-	-	-	-	-	-	-	-	-	-	-	-	-	-	2	-	-	-	-	-	-	-	-	2	110.35
15	35	QUINN Thomas	GBR	110.52	+6.09																							
15	Semifinal	106.52	-	-	-	-	-	-	-	-	-	-	2	-	-	2	-	-	-	-	-	-	-	-	-	-	4	110.52
16	17	PESCHIER Nicolas	FRA	111.35	+6.92																							
16	Semifinal	111.35	-	-	-	-	-	-	-	-	-	-	-	-	-	-	-	-	-	-	-	-	-	-	-	-	0	111.35
17	30	HEDWIG Grzegorz	POL	111.73	+7.30																							
17	Semifinal	107.73	-	-	-	-	-	-	-	-	-	-	-	-	-	-	2	-	-	-	2	-	-	-	-	-	4	111.73
18	7	MARTIKAN Michal	SVK	111.89	+7.46																							
18	Semifinal	107.89	-	-	-	-	-	-	-	-	-	-	-	-	-	-	-	2	-	2	-	-	-	-	-	-	4	111.89
19	13	HANEDA Takuya	JPN	111.90	+7.47																							
19	Semifinal	109.90	-	-	-	-	-	-	-	2	-	-	-	-	-	-	-	-	-	-	-	-	-	-	-	-	2	111.90

2013 ICF CANOE SLALOM WORLD CHAMPIONSHIPS



Prague CZE

12.09. - 15.09.13



RACE ANALYSIS	
CANOE SINGLE (C1) MEN	
SEMIFINAL	
White Water Centre Prague Troja	
13 Sep 2013 Start Time: 15:30	

Rk	Bib No.	Name	Ctry.	Total Time	Behind			
20	33	KOECHLIN Thomas	SUI	113.84	+9.41			
20	Semifinal	107.84	- - - - -	2	- - - - -	2	6	113.84
21	41	GONDEK Kacper	POL	113.91	+9.48			
21	Semifinal	109.91	- - - - -	2	- - - - -	2	4	113.91
22	21	MARINIC Matija	CRO	114.60	+10.17			
22	Semifinal	108.60	- - - - -	2	- 2 - - -	2	6	114.60
23	28	BORROWS Ian	AUS	114.86	+10.43			
23	Semifinal	108.86	- - - - -	2	- - - - -	2	6	114.86
24	22	PROCTOR Mark	GBR	115.29	+10.86			
24	Semifinal	111.29	- - - - -	2	- - - - -	2	4	115.29
25	31	ROSSI Sebastian	ARG	119.31	+14.88			
25	Semifinal	113.31	- - - - 2	- - - - 2	- - - - -	2	6	119.31
26	37	TENG Zhiqiang	CHN	120.00	+15.57			
26	Semifinal	116.00	- - - - -	2	- - - - -	2	4	120.00
27	34	SMEDLEY Cameron	CAN	121.73	+17.30			
27	Semifinal	119.73	- - - - 2	- - - - -	- - - - -	2	2	121.73
28	29	JEFFERY Robin	AUS	152.86	+48.43			
28	Semifinal	144.86	- - - - -	2	- - - 2 - -	2	8	152.86
29	26	LEFEVRE Fabien	USA	161.46	+57.03			
29	Semifinal	109.46	- - - - -	2	- - - 50 - -	52	161.46	
30	20	CIPRESSI Stefano	ITA	262.60	+158.17			
30	Semifinal	108.60	- - - - -	2	- - - 2 - -	50 50 - 50	154	262.60

2013 ICF CANOE SLALOM WORLD CHAMPIONSHIPS



Prague

CZE

12.09. - 15.09.13



RESULTS LIST CANOE SINGLE (C1) MEN FINAL

White Water Centre Prague Troja

14 Sep 2013 Start Time: 13:02

Rank	Bib No.	Name	Ctry.	Time	Penalty Seconds	Total Time	Behind	ICF Points
1	1	FLORENCE David	GBR	100.53	2	102.53	0.00	0.00
2	3	SLAFKOVSKY Alexander	SVK	103.36	0	103.36	+0.83	1.21
3	9	SAVSEK Benjamin	SLO	105.79	0	105.79	+3.26	4.77
4	4	TASIADIS Sideris	GER	104.47	2	106.47	+3.94	5.76
5	5	GARGAUD CHANUT Denis	FRA	107.39	0	107.39	+4.86	7.11
6	2	BENUS Matej	SVK	104.11	6	110.11	+7.58	11.09
7	11	JEZEK Stanislav	CZE	106.23	4	110.23	+7.70	11.26
8	15	JANE Michal	CZE	110.91	2	112.91	+10.38	15.19
9	6	BERCIC Anze	SLO	108.77	6	114.77	+12.24	17.91
10	10	ELOSEGI Ander	ESP	115.90	54	169.90	+67.37	98.56

Chief Judge

PRONO Jean Michel

2013 ICF CANOE SLALOM WORLD CHAMPIONSHIPS



Prague CZE

12.09. - 15.09.13



RACE ANALYSIS																											
CANOE SINGLE (C1) MEN																											
FINAL																											
White Water Centre Prague Troja														14 Sep 2013 Start Time: 13:02													

Rk	Bib No.	Name	Ctry.	Total Time																				Behind				
Phase	Time	1	2	3	4	5	6	7	8	9	10	11	12	13	14	15	16	17	18	19	20	21	22	23	24	25	Pen.	Total
1	1	FLORENCE David	GBR	102.53																				0.00				
1	Final	100.53	-	-	-	-	2	-	-	-	-	-	-	-	-	-	-	-	-	-	-	-	-	-	-	-	2	102.53
2	3	SLAFKOVSKY Alexander	SVK	103.36																				+0.83				
2	Final	103.36	-	-	-	-	-	-	-	-	-	-	-	-	-	-	-	-	-	-	-	-	-	-	-	-	0	103.36
3	9	SAVSEK Benjamin	SLO	105.79																				+3.26				
3	Final	105.79	-	-	-	-	-	-	-	-	-	-	-	-	-	-	-	-	-	-	-	-	-	-	-	-	0	105.79
4	4	TASIADIS Sideris	GER	106.47																				+3.94				
4	Final	104.47	-	-	-	-	-	-	-	-	-	-	-	-	-	-	-	-	2	-	-	-	-	-	-	-	2	106.47
5	5	GARGAUD CHANUT Denis	FRA	107.39																				+4.86				
5	Final	107.39	-	-	-	-	-	-	-	-	-	-	-	-	-	-	-	-	-	-	-	-	-	-	-	-	0	107.39
6	2	BENUS Matej	SVK	110.11																				+7.58				
6	Final	104.11	-	-	-	-	-	-	-	-	2	-	-	-	2	-	2	-	-	-	-	-	-	-	-	-	6	110.11
7	11	JEZEK Stanislav	CZE	110.23																				+7.70				
7	Final	106.23	-	-	-	-	-	-	-	-	2	-	-	-	2	-	-	-	-	-	-	-	-	-	-	-	4	110.23
8	15	JANE Michal	CZE	112.91																				+10.38				
8	Final	110.91	-	-	-	-	-	-	-	-	-	-	-	-	-	-	-	2	-	-	-	-	-	-	-	-	2	112.91
9	6	BERCIC Anze	SLO	114.77																				+12.24				
9	Final	108.77	-	-	-	-	-	-	-	-	2	-	-	-	-	-	-	-	-	2	-	-	-	-	2	-	6	114.77
10	10	ELOSEGI Ander	ESP	169.90																				+67.37				
10	Final	115.90	-	-	-	-	-	-	-	-	-	-	-	-	-	50	2	-	-	-	-	2	-	-	-	-	54	169.90

2013 ICF CANOE SLALOM WORLD CHAMPIONSHIPS Prague CZE



12.09. - 15.09.13

RESULTS LIST							
CANOE SINGLE (C1) MEN TEAMS							
White Water Centre Prague Troja				14 Sep 2013 Start Time: 15:51			
FINAL							

Rank	Bib No.	Name	Ctry.	Time	Penalty Seconds	Total Time	Behind
1	1	Slovakia 1A MARTIKAN Michal 1B SLAFKOVSKY Alexander	SVK	112.98	6 1C BENUS Matej	118.98	0.00
2	2	Germany 2A TASIADIS Sideris 2B BENZIEN Jan	GER	115.77	4 2C ANTON Franz	119.77	+0.79
3	4	France 4A GARGAUD CHANUT Denis 4B MARC Jonathan	FRA	118.84	4 4C PESCHIER Nicolas	122.84	+3.86
4	11	Slovenia 11A SAVSEK Benjamin 11B BOZIC Luka (SLO)	SLO	116.87	6 11C BERCIC Anze	122.87	+3.89
5	12	Spain 12A ELOSEGI Ander 12B DOMENJO Jordi	ESP	120.04	4 12C ERGUIN Jon	124.04	+5.06
6	13	Russia 13A LIPATOV Aleksandr 13B SAYFIEV Ruslan	RUS	125.71	2 13C SETKIN Kirill	127.71	+8.73
7	3	Czech Republic 3A JEZEK Stanislav 3B GEBAS Vitezslav	CZE	117.92	10 3C JANE Michal	127.92	+8.94
8	6	China 6A TENG Zhiqiang 6B SHU Jianming	CHN	125.61	4 6C WANG Xiaodong	129.61	+10.63
9	5	Italy 5A CIPRESSI Stefano 5B COLAZINGARI Roberto	ITA	127.69	6 5C CAMPORESI Pietro	133.69	+14.71
10	10	Poland 10A HEDWIG Grzegorz 10B GONDEK Kacper	POL	134.94	14 10C PASIUT Wojciech	148.94	+29.96
11	8	Great Britain 8A FLORENCE David 8B QUINN Thomas	GBR	116.89	56 8C PROCTOR Mark	172.89	+53.91
12	9	United States of America 9A LEFEVRE Fabien 9B EICHFELD Casey	USA	127.98	54 9C LOKKEN Zachary	181.98	+63.00
13	14	Brazil 14A CURCELL Leonardo 14B DA SILVA Felipe	BRA	146.47	106 14C PEREIRA Jean	252.47	+133.49
14	16	Japan 16A HANEDA Takuya 16B SASAKI Shota	JPN	152.39	128 16C SASAKI Tsubasa	280.39	+161.41
15	15	Ukraine 15A MUSEVYCH Vadym 15B PAVLENKO Dmytro	UKR	165.51	116 15C MATVIENKO Denys	281.51	+162.53
	7	Australia 7A FABRIS Christian 7B JEFFERY Robin	AUS			DNS	

Chief Judge

PRONO Jean Michel

2013 ICF CANOE SLALOM WORLD CHAMPIONSHIPS



Prague CZE

12.09. - 15.09.13



RACE ANALYSIS																											
CANOE SINGLE (C1) MEN TEAMS																											
White Water Centre Prague Troja														FINAL													
																										14 Sep 2013 Start Time: 15:51	

Rk	Bib No.	Name	Ctry.	Total Time																				Behind				
Phase	Time	1	2	3	4	5	6	7	8	9	10	11	12	13	14	15	16	17	18	19	20	21	22	23	24	25	Pen.	Total
1	1	Slovakia	SVK	118.98																				0.00				
1	Final	112.98	-	-	-	-	-	-	-	-	-	-	2	-	-	4	-	-	-	-	-	-	-	-	-	-	6	118.98
		1A	-	-	-	-	-	-	-	-	-	-	-	-	-	-	-	-	-	-	-	-	-	-	-	-		MARTIKAN Michal
		1B	-	-	-	-	-	-	-	-	-	2	-	-	2	-	-	-	-	-	-	-	-	-	-	-		SLAFKOVSKY Alexander
		1C	-	-	-	-	-	-	-	-	-	-	-	-	2	-	-	-	-	-	-	-	-	-	-	-		BENUS Matej
2	2	Germany	GER	119.77																				+0.79				
2	Final	115.77	-	2	-	-	-	-	-	-	-	-	-	-	-	-	-	2	-	-	-	-	-	-	-	-	4	119.77
		2A	-	-	-	-	-	-	-	-	-	-	-	-	-	-	-	2	-	-	-	-	-	-	-	-		TASIADIS Sideris
		2B	-	-	-	-	-	-	-	-	-	-	-	-	-	-	-	-	-	-	-	-	-	-	-	-		BENZIEN Jan
		2C	-	2	-	-	-	-	-	-	-	-	-	-	-	-	-	-	-	-	-	-	-	-	-	-		ANTON Franz
3	4	France	FRA	122.84																				+3.86				
3	Final	118.84	-	-	-	-	-	-	-	-	-	-	-	-	2	-	-	2	-	-	-	-	-	-	-	-	4	122.84
		4A	-	-	-	-	-	-	-	-	-	-	-	-	2	-	-	2	-	-	-	-	-	-	-	-		GARGAUD CHANUT Denis
		4B	-	-	-	-	-	-	-	-	-	-	-	-	-	-	-	-	-	-	-	-	-	-	-	-		MARC Jonathan
		4C	-	-	-	-	-	-	-	-	-	-	-	-	-	-	-	-	-	-	-	-	-	-	-	-		PESCHIER Nicolas
4	11	Slovenia	SLO	122.87																				+3.89				
4	Final	116.87	-	-	-	-	-	2	-	-	-	-	-	-	2	-	-	-	-	-	-	-	-	-	2	-	6	122.87
		11A	-	-	-	-	-	2	-	-	-	-	-	-	2	-	-	-	-	-	-	-	-	-	2	-		SAVSEK Benjamin
		11B	-	-	-	-	-	-	-	-	-	-	-	-	-	-	-	-	-	-	-	-	-	-	-	-		BOZIC Luka (SLO)
		11C	-	-	-	-	-	-	-	-	-	-	-	-	-	-	-	-	-	-	-	-	-	-	-	-		BERCIC Anze
5	12	Spain	ESP	124.04																				+5.06				
5	Final	120.04	-	-	-	-	-	-	-	-	-	-	-	-	4	-	-	-	-	-	-	-	-	-	-	-	4	124.04
		12A	-	-	-	-	-	-	-	-	-	-	-	-	-	-	-	-	-	-	-	-	-	-	-	-		ELOSEGI Ander
		12B	-	-	-	-	-	-	-	-	-	-	-	-	2	-	-	-	-	-	-	-	-	-	-	-		DOMENJO Jordi
		12C	-	-	-	-	-	-	-	-	-	-	-	-	2	-	-	-	-	-	-	-	-	-	-	-		ERGUIN Jon
6	13	Russia	RUS	127.71																				+8.73				
6	Final	125.71	-	-	-	-	-	-	-	-	-	-	-	-	-	-	-	-	-	-	-	-	-	-	-	2	2	127.71
		13A	-	-	-	-	-	-	-	-	-	-	-	-	-	-	-	-	-	-	-	-	-	-	-	2		LIPATOV Aleksandr
		13B	-	-	-	-	-	-	-	-	-	-	-	-	-	-	-	-	-	-	-	-	-	-	-	-		SAYFIEV Ruslan
		13C	-	-	-	-	-	-	-	-	-	-	-	-	-	-	-	-	-	-	-	-	-	-	-	-		SETKIN Kirill
7	3	Czech Republic	CZE	127.92																				+8.94				
7	Final	117.92	-	-	-	-	2	-	-	-	-	-	-	-	4	-	-	2	-	2	-	-	-	-	-	-	10	127.92
		3A	-	-	-	-	-	-	-	-	-	-	-	-	-	-	-	-	-	-	-	-	-	-	-	-		JEZEK Stanislav
		3B	-	-	-	-	-	-	-	-	-	-	-	-	2	-	-	2	-	2	-	-	-	-	-	-		GEBAS Vitezslav
		3C	-	-	-	-	2	-	-	-	-	-	-	-	2	-	-	-	-	-	-	-	-	-	-	-		JANE Michal

2013 ICF CANOE SLALOM WORLD CHAMPIONSHIPS



Prague CZE

12.09. - 15.09.13

RACE ANALYSIS																											
CANOE SINGLE (C1) MEN TEAMS																											
White Water Centre Prague Troja														FINAL													
																										14 Sep 2013 Start Time: 15:51	

Rk	Bib No.	Name	Ctry.	Total Time																				Behind				
Phase	Time	1	2	3	4	5	6	7	8	9	10	11	12	13	14	15	16	17	18	19	20	21	22	23	24	25	Pen.	Total
8	6	China	CHN	129.61																				+10.63				
8	Final	125.61	-	-	-	-	-	2	-	-	-	-	-	-	-	-	2	-	-	-	-	-	-	-	-	-	4	129.61
		6A	-	-	-	-	-	2	-	-	-	-	-	-	-	-	-	-	-	-	-	-	-	-	-	-		TENG Zhiqiang
		6B	-	-	-	-	-	-	-	-	-	-	-	-	-	-	-	-	-	-	-	-	-	-	-	-		SHU Jianming
		6C	-	-	-	-	-	-	-	-	-	-	-	-	-	-	2	-	-	-	-	-	-	-	-	-		WANG Xiaodong
9	5	Italy	ITA	133.69																				+14.71				
9	Final	127.69	-	-	-	-	-	-	2	-	2	-	-	-	-	-	-	2	-	-	-	-	-	-	-	-	6	133.69
		5A	-	-	-	-	-	-	-	-	-	-	-	-	-	-	-	-	-	-	-	-	-	-	-	-		CIPRESSI Stefano
		5B	-	-	-	-	-	-	2	-	2	-	-	-	-	-	-	2	-	-	-	-	-	-	-	-		COLAZINGARI Roberto
		5C	-	-	-	-	-	-	-	-	-	-	-	-	-	-	-	-	-	-	-	-	-	-	-	-		CAMPORESI Pietro
10	10	Poland	POL	148.94																				+29.96				
10	Final	134.94	-	-	-	-	-	-	-	2	-	-	4	2	2	-	-	-	2	-	-	-	-	-	-	2	14	148.94
		10A	-	-	-	-	-	-	-	-	-	2	2	-	-	-	-	-	-	-	-	-	-	-	-	-		HEDWIG Grzegorz
		10B	-	-	-	-	-	-	-	2	-	-	-	2	-	-	-	2	-	-	-	-	-	-	-	-		GONDEK Kacper
		10C	-	-	-	-	-	-	-	-	-	2	-	-	-	-	-	-	-	-	-	-	-	-	-	2		PASIUT Wojciech
11	8	Great Britain	GBR	172.89																				+53.91				
11	Final	116.89	2	-	-	-	-	-	-	-	-	-	-	-	2	-	-	50	2	-	-	-	-	-	-	-	56	172.89
		8A	-	-	-	-	-	-	-	-	-	-	-	-	-	-	-	-	-	-	-	-	-	-	-	-		FLORENCE David
		8B	2	-	-	-	-	-	-	-	-	-	-	-	-	-	-	-	2	-	-	-	-	-	-	-		QUINN Thomas
		8C	-	-	-	-	-	-	-	-	-	-	2	-	-	-	50	-	-	-	-	-	-	-	-	-		PROCTOR Mark
12	9	United States of America	USA	181.98																				+63.00				
12	Final	127.98	-	-	-	-	-	-	-	-	-	-	-	-	-	50	4	-	-	-	-	-	-	-	-	-	54	181.98
		9A	-	-	-	-	-	-	-	-	-	-	-	-	-	50	-	-	-	-	-	-	-	-	-	-		LEFEVRE Fabien
		9B	-	-	-	-	-	-	-	-	-	-	-	-	-	-	2	-	-	-	-	-	-	-	-	-		EICHFELD Casey
		9C	-	-	-	-	-	-	-	-	-	-	-	-	-	-	2	-	-	-	-	-	-	-	-	-		LOKKEN Zachary
13	14	Brazil	BRA	252.47																				+133.49				
13	Final	146.47	-	-	-	-	-	-	-	-	-	-	2	2	-	2	50	-	-	50	-	-	-	-	-	-	106	252.47
		14A	-	-	-	-	-	-	-	-	-	-	-	-	-	-	50	-	-	50	-	-	-	-	-	-		CURCELL Leonardo
		14B	-	-	-	-	-	-	-	-	-	2	2	-	-	-	-	-	-	-	-	-	-	-	-	-		DA SILVA Felipe
		14C	-	-	-	-	-	-	-	-	-	-	-	-	-	2	-	-	-	-	-	-	-	-	-	-		PEREIRA Jean
14	16	Japan	JPN	280.39																				+161.41				
14	Final	152.39	2	-	-	-	2	-	2	2	-	-	-	6	4	50	2	-	4	-	50	-	2	-	-	2	128	280.39
		16A	-	-	-	-	-	2	2	-	-	-	-	2	-	-	-	-	-	-	-	-	-	-	-	-		HANEDA Takuya
		16B	-	-	-	-	-	-	-	-	-	-	-	2	2	50	-	-	2	-	-	-	-	-	-	-		SASAKI Shota
		16C	2	-	-	-	2	-	-	-	-	-	2	2	-	2	-	2	-	2	-	50	-	2	-	-	2	SASAKI Tsubasa

2013 ICF CANOE SLALOM WORLD CHAMPIONSHIPS



Prague CZE

12.09. - 15.09.13



RACE ANALYSIS																											
CANOE SINGLE (C1) MEN TEAMS																											
White Water Centre Prague Troja														14 Sep 2013 Start Time: 15:51													
FINAL																											

Rk	Bib No.	Name	Ctry.	Total Time																				Behind				
Phase	Time	1	2	3	4	5	6	7	8	9	10	11	12	13	14	15	16	17	18	19	20	21	22	23	24	25	Pen.	Total
15	15	Ukraine	UKR	281.51																				+162.53				
15	Final	165.51	2	-	-	-	-	50	-	-	-	-	4	4	-	52	-	-	-	-	2	-	-	-	-	2	116	281.51
	15A	2	-	-	-	-	50	-	-	-	-	-	2	2	-	2	-	-	-	-	-	-	-	-	-	-		MUSEVYCH Vadym
	15B	-	-	-	-	-	-	-	-	-	-	-	2	-	50	-	-	-	-	-	2	-	-	-	-	-		PAVLENKO Dmytro
	15C	-	-	-	-	-	-	-	-	-	-	-	2	-	-	-	-	-	-	-	-	-	-	-	-	2		MATVIENKO Denys
7	Australia																											
	Final																											DNS
	7A																											FABRIS Christian
	7B																											JEFFERY Robin
	7C																											BORROWS Ian

2013 ICF CANOE SLALOM WORLD CHAMPIONSHIPS



Prague CZE

12.09. - 15.09.13

RESULTS LIST CANOE SINGLE (C1) WOMEN HEATS - 1ST AND 2ND RUN

White Water Centre Prague Troja 12 Sep 2013 Start Time: 17:49

Rk	Bib No.	Name	Ctry.	1st Run			2nd Run			Best				
				Time	Pen. Sec.	Total Time	Rk	Time	Pen. Sec.	Total Time	Rk	Time	Behind	ICF Points
1	3	HOSKOVA Katerina	CZE	116.79	0	116.79	2	116.09	0	116.09	1	116.09	0.00	20.00
2	1	FOX Jessica	AUS	114.46	2	116.46	1			DNS		116.46	+0.37	20.48
3	7	MACOVA Katarina	SVK	118.75	0	118.75	3	132.65	4	136.65	15	118.75	+2.66	23.44
4	4	LAWRENCE Rosalyn	AUS	115.90	4	119.90	4			DNS		119.90	+3.81	24.92
5	15	SPENCER Alice	GBR	117.00	4	121.00	5	121.41	52	173.41	25	121.00	+4.91	26.34
6	5	FRANKLIN Mallory	GBR	114.54	8	122.54	6	112.77	12	124.77	4	122.54	+6.45	28.33
7	22	WAGNER Karolin	GER	137.37	8	145.37	23	123.19	0	123.19	2	123.19	+7.10	29.17
8	11	LOUEN Mira	GER	127.59	4	131.59	14	121.41	2	123.41	3	123.41	+7.32	29.46
9	6	WOODS Kimberley	GBR	123.63	0	123.63	7	148.11	0	148.11	21	123.63	+7.54	29.74
10	9	STOECKLIN Lena	GER	119.84	4	123.84	8	115.91	10	125.91	5	123.84	+7.75	30.01
11	23	POLEZHAYEVA Svetlana	KAZ	120.57	4	124.57	9	131.54	8	139.54	16	124.57	+8.48	30.96
12	13	VILARRUBLA Nuria	ESP	126.76	6	132.76	15	124.29	2	126.29	6	126.29	+10.20	33.18
13	8	REBOURS Oriane	FRA	120.86	6	126.86	10	116.49	10	126.49	7	126.49	+10.40	33.44
14	18	SCHMID Julia	AUT	137.32	60	197.32	33	123.00	4	127.00	8	127.00	+10.91	34.10
15	14	SATILA Ana	BRA	123.35	4	127.35	11	123.71	6	129.71	11	127.35	+11.26	34.55
16	10	JANCOVA Monika	CZE	123.86	4	127.86	12	138.55	50	188.55	27	127.86	+11.77	35.21
17	17	DOBROTVORSKA Viktoriia	UKR	134.57	56	190.57	30	124.97	4	128.97	9	128.97	+12.88	36.64
18	12	BORROWS Alison	AUS	139.29	58	197.29	32	123.39	6	129.39	10	129.39	+13.30	37.18
19	24	US Viktoriya	UKR	126.10	4	130.10	13	146.81	64	210.81	29	130.10	+14.01	38.10
20	2	LOIR Caroline	FRA	124.80	8	132.80	16	122.13	204	326.13	33	132.80	+16.71	41.59
21	27	VAN DER KNIJFF Annebel	ESP	133.37	60	193.37	31	131.53	2	133.53	12	133.53	+17.44	42.53
22	16	LYACHINA Alexandra	RUS	135.93	10	145.93	24	129.65	4	133.65	13	133.65	+17.56	42.69
23	20	McGEE Alexandra	CAN	139.97	4	143.97	22	130.14	4	134.14	14	134.14	+18.05	43.32
24	35	MUKHGALIEVA Polina	RUS	127.35	8	135.35	17	167.07	16	183.07	26	135.35	+19.26	44.89
25	29	CEN Nanqin	CHN	127.58	8	135.58	18	135.98	6	141.98	18	135.58	+19.49	45.18
26	30	KOBLENCOVA Anna	CZE	130.77	6	136.77	19	154.23	6	160.23	24	136.77	+20.68	46.72
27	31	YAZAWA Aki	JPN	129.61	10	139.61	20	138.15	54	192.15	28	139.61	+23.52	50.39
28	26	INGIER Anna	POL	136.83	4	140.83	21	143.03	4	147.03	20	140.83	+24.74	51.97
29	25	DANIELS Haley	CAN	163.62	10	173.62	29	134.98	6	140.98	17	140.98	+24.89	52.16
30	34	SABITOVA Zulfia	RUS	142.10	10	152.10	26	136.13	10	146.13	19	146.13	+30.04	58.81
31	21	WIDER Anna	SUI	144.77	4	148.77	25	142.55	8	150.55	22	148.77	+32.68	62.23
32	28	HICKEY Colleen	USA	147.13	16	163.13	27	141.16	14	155.16	23	155.16	+39.07	70.48
33	19	REEVES Micki	USA	157.38	6	163.38	28	154.03	58	212.03	30	163.38	+47.29	81.10
34	36	US Olena	UKR	169.24	64	233.24	34	162.45	60	222.45	31	222.45	+106.36	157.43
35	33	YAMAKAWA Rikako	JPN	196.82	116	312.82	35	186.39	70	256.39	32	256.39	+140.30	201.28
36	32	CONLAN Aisling	IRL	164.97	254	418.97	36	144.18	268	412.18	34	412.18	+296.09	402.58
37		DIAZ Sofia	ARG			DNF			104	DNF				

Chief Judge

PRONO Jean Michel

2013 ICF CANOE SLALOM WORLD CHAMPIONSHIPS



Prague CZE

12.09. - 15.09.13



RACE ANALYSIS																											
CANOE SINGLE (C1) WOMEN																											
HEATS - 1ST AND 2ND RUN																											
White Water Centre Prague Troja																12 Sep 2013 Start Time: 17:49											

Rk	Bib No.	Name	Ctry.	Total Time	Behind																								
Phase	Time	1	2	3	4	5	6	7	8	9	10	11	12	13	14	15	16	17	18	19	20	21	22	23	24	25	Pen.	Total	
1	3	HOSKOVA Katerina	CZE	116.09	0.00																								
2	1st Run	116.79	-	-	-	-	-	-	-	-	-	-	-	-	-	-	-	-	-	-	-	-	-	-	-	-	0	116.79	
1	2nd Run	116.09	-	-	-	-	-	-	-	-	-	-	-	-	-	-	-	-	-	-	-	-	-	-	-	-	0	116.09	
2	1	FOX Jessica	AUS	116.46	+0.37																								
1	1st Run	114.46	-	2	-	-	-	-	-	-	-	-	-	-	-	-	-	-	-	-	-	-	-	-	-	-	2	116.46	
	2nd Run																												DNS
3	7	MACOVA Katarina	SVK	118.75	+2.66																								
3	1st Run	118.75	-	-	-	-	-	-	-	-	-	-	-	-	-	-	-	-	-	-	-	-	-	-	-	-	0	118.75	
15	2nd Run	132.65	-	2	-	-	-	-	-	-	-	-	-	-	-	2	-	-	-	-	-	-	-	-	-	-	4	136.65	
4	4	LAWRENCE Rosalyn	AUS	119.90	+3.81																								
4	1st Run	115.90	-	-	-	-	-	-	2	-	2	-	-	-	-	-	-	-	-	-	-	-	-	-	-	-	4	119.90	
	2nd Run																												DNS
5	15	SPENCER Alice	GBR	121.00	+4.91																								
5	1st Run	117.00	-	-	-	-	-	-	2	-	-	-	-	-	-	-	-	-	-	-	2	-	-	-	-	-	4	121.00	
25	2nd Run	121.41	-	-	-	-	-	-	-	-	-	-	-	-	-	-	-	-	-	-	-	-	-	50	2	-	52	173.41	
6	5	FRANKLIN Mallory	GBR	122.54	+6.45																								
6	1st Run	114.54	-	-	-	-	-	-	2	-	2	-	-	-	-	-	-	-	-	2	-	-	-	2	-	-	8	122.54	
4	2nd Run	112.77	-	-	-	-	-	-	2	-	-	2	2	-	-	2	-	-	2	-	-	-	2	-	-	-	12	124.77	
7	22	WAGNER Karolin	GER	123.19	+7.10																								
23	1st Run	137.37	-	-	-	-	-	-	-	-	2	2	-	-	-	-	2	-	-	-	2	-	-	-	-	-	8	145.37	
2	2nd Run	123.19	-	-	-	-	-	-	-	-	-	-	-	-	-	-	-	-	-	-	-	-	-	-	-	-	0	123.19	
8	11	LOUEN Mira	GER	123.41	+7.32																								
14	1st Run	127.59	-	-	-	-	-	-	-	-	-	-	-	-	-	-	2	-	-	2	-	-	-	-	-	-	4	131.59	
3	2nd Run	121.41	-	-	-	-	-	-	-	-	-	-	-	-	-	-	2	-	-	-	-	-	-	-	-	-	2	123.41	
9	6	WOODS Kimberley	GBR	123.63	+7.54																								
7	1st Run	123.63	-	-	-	-	-	-	-	-	-	-	-	-	-	-	-	-	-	-	-	-	-	-	-	-	0	123.63	
21	2nd Run	148.11	-	-	-	-	-	-	-	-	-	-	-	-	-	-	-	-	-	-	-	-	-	-	-	-	0	148.11	
10	9	STOECKLIN Lena	GER	123.84	+7.75																								
8	1st Run	119.84	-	-	-	-	-	-	2	-	-	-	-	2	-	-	-	-	-	-	-	-	-	-	-	-	4	123.84	
5	2nd Run	115.91	-	-	-	-	-	-	2	-	-	-	2	2	-	-	-	-	-	-	-	2	-	-	2	-	10	125.91	
11	23	POLEZHAYEVA Svetlana	KAZ	124.57	+8.48																								
9	1st Run	120.57	-	-	-	-	-	-	-	-	-	-	-	-	-	-	2	-	-	-	-	2	-	-	-	4	124.57		
16	2nd Run	131.54	-	-	-	-	-	-	-	-	-	-	2	2	2	2	-	-	-	-	-	-	-	-	-	-	8	139.54	
12	13	VILARRUBLA Nuria	ESP	126.29	+10.20																								
15	1st Run	126.76	-	-	-	-	-	-	2	-	-	-	-	2	-	-	-	-	-	-	2	-	-	-	-	-	6	132.76	
6	2nd Run	124.29	-	-	-	-	-	-	2	-	-	-	-	-	-	-	-	-	-	-	-	-	-	-	-	-	2	126.29	
13	8	REBOURS Oriane	FRA	126.49	+10.40																								
10	1st Run	120.86	-	-	-	-	-	-	-	2	-	-	-	2	-	-	-	-	-	2	-	-	-	-	-	-	6	126.86	
7	2nd Run	116.49	-	-	-	-	-	-	-	-	-	-	2	-	2	-	2	2	2	-	-	-	-	-	2	-	10	126.49	

2013 ICF CANOE SLALOM WORLD CHAMPIONSHIPS



Prague CZE

12.09. - 15.09.13



RACE ANALYSIS																											
CANOE SINGLE (C1) WOMEN																											
HEATS - 1ST AND 2ND RUN																											
White Water Centre Prague Troja																12 Sep 2013 Start Time: 17:49											

Rk	Bib No.	Name	Ctry.	Total Time	Behind																																	
Phase	Time	1	2	3	4	5	6	7	8	9	10	11	12	13	14	15	16	17	18	19	20	21	22	23	24	25	Pen.	Total										
14	18	SCHMID Julia	AUT	127.00	+10.91																																	
33	1st Run	137.32	-	-	-	-	-	-	-	-	-	-	-	-	-	2	-	-	-	-	-	-	-	-	-	-	-	2	2	-	2	-	-	-	50	-	60	197.32
8	2nd Run	123.00	-	-	-	-	-	-	2	-	-	-	-	-	-	-	2	-	-	-	-	-	-	-	-	-	-	-	-	-	-	-	-	-	4	127.00		
15	14	SATILA Ana	BRA	127.35	+11.26																																	
11	1st Run	123.35	2	-	-	-	-	-	-	-	-	-	-	-	-	-	-	-	-	-	2	-	-	-	-	-	-	-	-	-	-	-	-	4	127.35			
11	2nd Run	123.71	-	-	-	-	-	2	-	-	-	-	-	-	-	2	2	-	-	-	-	-	-	-	-	-	-	-	-	-	-	-	-	6	129.71			
16	10	JANCOVA Monika	CZE	127.86	+11.77																																	
12	1st Run	123.86	-	-	-	-	-	-	-	-	-	-	-	-	-	2	2	-	-	-	-	-	-	-	-	-	-	-	-	-	-	-	4	127.86				
27	2nd Run	138.55	-	-	-	-	-	-	-	-	-	-	-	-	-	50	-	-	-	-	-	-	-	-	-	-	-	-	-	-	-	-	50	188.55				
17	17	DOBROTVORSKA Viktoriia	UKR	128.97	+12.88																																	
30	1st Run	134.57	-	-	-	-	2	-	-	-	-	-	-	-	-	2	-	-	-	-	-	-	-	-	-	-	-	-	-	50	-	-	-	2	56	190.57		
9	2nd Run	124.97	-	-	-	-	-	2	-	-	-	-	-	-	-	-	-	-	-	-	-	-	-	-	-	-	-	-	-	-	-	-	2	4	128.97			
18	12	BORROWS Alison	AUS	129.39	+13.30																																	
32	1st Run	139.29	-	-	-	-	-	-	-	-	2	2	-	2	-	2	-	-	-	-	-	-	-	-	-	-	-	-	-	-	-	-	50	58	197.29			
10	2nd Run	123.39	-	-	-	-	-	-	-	-	2	-	-	-	2	-	-	-	-	-	-	-	-	-	-	-	-	-	-	-	-	-	-	6	129.39			
19	24	US Viktoriya	UKR	130.10	+14.01																																	
13	1st Run	126.10	-	-	-	-	-	-	-	-	-	-	-	-	-	2	-	-	-	-	2	-	-	-	-	-	-	-	-	-	-	-	4	130.10				
29	2nd Run	146.81	2	-	-	-	-	2	2	-	-	-	-	-	2	-	2	2	-	-	-	50	-	-	2	-	-	-	-	-	-	-	64	210.81				
20	2	LOIR Caroline	FRA	132.80	+16.71																																	
16	1st Run	124.80	-	-	2	-	-	-	-	2	-	-	-	2	-	2	-	-	-	-	-	-	-	-	-	-	-	-	-	-	-	-	8	132.80				
33	2nd Run	122.13	-	-	-	-	-	2	-	-	-	-	-	-	-	-	50	50	50	-	-	2	-	-	50	-	-	-	-	-	-	204	326.13					
21	27	VAN DER KNIJFF Anneli	ESP	133.53	+17.44																																	
31	1st Run	133.37	-	-	2	-	-	-	-	-	2	-	-	-	2	-	-	-	2	-	-	2	-	-	50	-	-	-	-	-	-	60	193.37					
12	2nd Run	131.53	-	-	2	-	-	-	-	-	-	-	-	-	-	-	-	-	-	-	-	-	-	-	-	-	-	-	-	-	-	2	133.53					
22	16	LYACHINA Alexandra	RUS	133.65	+17.56																																	
24	1st Run	135.93	-	2	-	-	-	-	-	-	-	-	-	-	2	-	2	2	-	-	2	-	-	-	-	-	-	-	-	-	-	10	145.93					
13	2nd Run	129.65	-	-	-	-	-	-	-	-	-	-	-	-	2	-	-	-	-	-	-	2	-	-	-	-	-	-	-	-	-	4	133.65					
23	20	McGEE Alexandra	CAN	134.14	+18.05																																	
22	1st Run	139.97	-	-	-	-	-	-	-	-	-	-	2	-	-	-	2	-	-	-	-	-	-	-	-	-	-	-	-	-	-	4	143.97					
14	2nd Run	130.14	-	-	-	-	-	-	-	-	-	-	2	-	-	-	-	-	-	-	-	-	-	-	-	-	-	-	-	-	2	4	134.14					
24	35	MUKHGALEEVA Polina	RUS	135.35	+19.26																																	
17	1st Run	127.35	2	-	-	-	-	2	-	-	-	-	-	-	-	2	-	-	-	-	2	-	-	-	-	-	-	-	-	-	8	135.35						
26	2nd Run	167.07	-	-	-	-	2	2	2	2	-	-	-	-	2	-	2	-	-	-	-	-	-	-	2	2	-	-	-	-	16	183.07						
25	29	CEN Nanqin	CHN	135.58	+19.49																																	
18	1st Run	127.58	-	-	-	-	-	-	-	-	2	-	-	-	2	2	-	-	-	-	2	-	-	-	-	-	-	-	-	-	8	135.58						
18	2nd Run	135.98	-	-	-	-	-	-	-	-	2	-	-	2	-	-	-	-	-	-	-	-	-	-	-	-	-	-	-	-	2	6	141.98					
26	30	KOBLENCOVA Anna	CZE	136.77	+20.68																																	
19	1st Run	130.77	-	-	-	-	-	-	-	2	-	-	-	-	2	-	-	-	2	-	-	-	-	-	-	-	-	-	-	-	6	136.77						
24	2nd Run	154.23	-	-	-	-	-	-	-	-	-	-	-	-	2	2	-	-	-	2	-	-	-	-	-	-	-	-	-	-	6	160.23						

2013 ICF CANOE SLALOM WORLD CHAMPIONSHIPS



Prague CZE

12.09. - 15.09.13



RACE ANALYSIS																											
CANOE SINGLE (C1) WOMEN																											
HEATS - 1ST AND 2ND RUN																											
White Water Centre Prague Troja																12 Sep 2013 Start Time: 17:49											

Rk	Bib No.	Name	Ctry.	Total Time																				Behind				
Phase	Time	1	2	3	4	5	6	7	8	9	10	11	12	13	14	15	16	17	18	19	20	21	22	23	24	25	Pen.	Total
27	31	YAZAWA Aki	JPN	139.61																				+23.52				
20	1st Run	129.61	-	-	-	-	-	-	-	-	-	2	-	2	-	-	-	-	-	-	-	-	-	-	2	2	10	139.61
28	2nd Run	138.15	-	-	-	-	-	-	-	-	-	2	-	-	50	-	-	-	-	-	-	-	-	2	-	-	54	192.15
28	26	INGIER Anna	POL	140.83																				+24.74				
21	1st Run	136.83	-	-	-	-	-	-	-	-	-	2	-	-	-	-	-	2	-	-	-	-	-	-	-	-	4	140.83
20	2nd Run	143.03	-	-	-	-	-	-	-	-	-	-	2	-	2	-	-	-	-	-	-	-	-	-	-	-	4	147.03
29	25	DANIELS Haley	CAN	140.98																				+24.89				
29	1st Run	163.62	-	2	2	-	-	-	-	-	-	2	-	-	-	-	2	-	-	-	-	-	-	2	-	-	10	173.62
17	2nd Run	134.98	-	-	2	-	-	-	-	-	-	-	-	-	2	2	-	-	-	-	-	-	-	-	-	-	6	140.98
30	34	SABITOVA Zulfia	RUS	146.13																				+30.04				
26	1st Run	142.10	-	-	-	-	-	-	2	-	2	-	2	-	-	-	2	-	-	-	-	2	-	-	-	-	10	152.10
19	2nd Run	136.13	-	2	-	-	-	-	2	-	-	-	-	-	2	2	2	-	-	-	-	-	-	-	-	-	10	146.13
31	21	WIDER Anna	SUI	148.77																				+32.68				
25	1st Run	144.77	-	-	-	-	-	-	2	-	-	-	-	-	-	-	-	-	-	2	-	-	-	-	-	-	4	148.77
22	2nd Run	142.55	-	-	-	-	-	2	-	-	-	-	-	-	2	2	-	-	-	-	-	2	-	-	-	-	8	150.55
32	28	HICKEY Colleen	USA	155.16																				+39.07				
27	1st Run	147.13	2	-	-	-	-	2	-	-	2	2	-	-	-	2	2	-	-	-	2	-	-	2	-	-	16	163.13
23	2nd Run	141.16	-	2	-	-	-	2	2	-	-	-	-	-	2	-	-	-	2	-	-	2	-	2	-	2	14	155.16
33	19	REEVES Micki	USA	163.38																				+47.29				
28	1st Run	157.38	-	-	-	-	-	-	-	-	-	2	-	-	-	-	-	-	-	-	2	-	-	-	2	-	6	163.38
30	2nd Run	154.03	-	-	2	-	-	2	-	2	-	-	-	50	2	-	-	-	-	-	-	-	-	-	-	-	58	212.03
34	36	US Olena	UKR	222.45																				+106.36				
34	1st Run	169.24	-	-	-	-	-	2	50	2	-	2	-	-	2	-	2	2	-	2	-	-	-	-	-	-	64	233.24
31	2nd Run	162.45	-	2	-	-	-	-	-	-	-	2	-	-	-	50	2	2	-	-	-	2	-	-	-	-	60	222.45
35	33	YAMAKAWA Rikako	JPN	256.39																				+140.30				
35	1st Run	196.82	2	-	50	-	-	-	2	-	2	2	50	2	2	-	-	2	-	-	-	-	-	2	-	-	116	312.82
32	2nd Run	186.39	-	2	-	-	-	2	50	2	-	-	2	2	2	-	-	2	-	-	2	-	-	2	2	-	70	256.39
36	32	CONLAN Aisling	IRL	412.18																				+296.09				
36	1st Run	164.97	2	-	-	-	-	-	50	-	-	-	-	-	50	50	50	-	-	-	-	2	-	-	50	254	418.97	
34	2nd Run	144.18	2	2	2	-	-	2	50	50	2	2	50	-	2	-	-	50	-	2	2	-	-	50	-	268	412.18	
37	DIAZ Sofia		ARG																									
	1st Run		2	2	2	-	-	-																			DNF	
	2nd Run		-	-	50	-	-	-	2	2	50																104	DNF



2013 ICF CANOE SLALOM WORLD CHAMPIONSHIPS Prague CZE




12.09. - 15.09.13

RESULTS LIST
CANOE SINGLE (C1) WOMEN
SEMIFINAL

White Water Centre Prague Troja 14 Sep 2013 Start Time: 10:00

Rank	Bib No.	Name	Ctry.	Time	Penalty Seconds	Total Time	Behind	ICF Points
1	1	FOX Jessica	AUS	128.28	6	134.28	0.00	10.00
2	5	FRANKLIN Mallory	GBR	130.14	6	136.14	+1.86	12.08
3	7	MACOVA Katarina	SVK	129.85	10	139.85	+5.57	16.22
4	6	WOODS Kimberley	GBR	136.84	8	144.84	+10.56	21.80
5	2	LOIR Caroline	FRA	143.87	2	145.87	+11.59	22.95
6	12	BORROWS Alison	AUS	139.93	6	145.93	+11.65	23.01
7	11	LOUEN Mira	GER	140.58	6	146.58	+12.30	23.74
8	18	SCHMID Julia	AUT	144.41	4	148.41	+14.13	25.78
9	4	LAWRENCE Rosalyn	AUS	143.39	8	151.39	+17.11	29.11
10	13	VILARRUBLA Nuria	ESP	154.21	2	156.21	+21.93	34.50
11	15	SPENCER Alice	GBR	146.97	10	156.97	+22.69	35.35
12	14	SATILA Ana	BRA	155.73	8	163.73	+29.45	42.90
13	23	POLEZHAYEVA Svetlana	KAZ	154.55	12	166.55	+32.27	46.05
14	9	STOECKLIN Lena	GER	165.27	2	167.27	+32.99	46.85
15	17	DOBROTVORSKA Viktoriia	UKR	176.31	8	184.31	+50.03	65.89
16	3	HOSKOVA Katerina	CZE	133.55	56	189.55	+55.27	71.74
17	10	JANCOVA Monika	CZE	148.67	52	200.67	+66.39	84.16
18	24	US Viktoriya	UKR	196.84	4	200.84	+66.56	84.35
19	8	REBOURS Oriane	FRA	158.24	54	212.24	+77.96	97.09
20	22	WAGNER Karolin	GER	154.49	58	212.49	+78.21	97.37

Chief Judge


PRONO Jean Michel

2013 ICF CANOE SLALOM WORLD CHAMPIONSHIPS



Prague CZE

12.09. - 15.09.13



RACE ANALYSIS																											
CANOE SINGLE (C1) WOMEN																											
SEMIFINAL																											
White Water Centre Prague Troja														14 Sep 2013 Start Time: 10:00													

Rk	Bib No.	Name	Ctry.	Total Time	Behind																							
Phase	Time	1	2	3	4	5	6	7	8	9	10	11	12	13	14	15	16	17	18	19	20	21	22	23	24	25	Pen.	Total
1	1	FOX Jessica	AUS	134.28	0.00																							
1	Semifinal	128.28	-	-	-	-	2	-	-	-	2	-	-	-	-	-	2	-	-	-	-	-	-	-	-	-	6	134.28
2	5	FRANKLIN Mallory	GBR	136.14	+1.86																							
2	Semifinal	130.14	-	-	-	-	-	-	-	-	2	-	-	2	-	-	2	-	-	-	-	-	-	-	-	-	6	136.14
3	7	MACOVA Katarina	SVK	139.85	+5.57																							
3	Semifinal	129.85	-	-	-	-	2	-	2	-	2	2	-	-	2	-	-	-	-	-	-	-	-	-	-	-	10	139.85
4	6	WOODS Kimberley	GBR	144.84	+10.56																							
4	Semifinal	136.84	-	-	-	-	-	-	-	-	2	2	2	-	-	2	-	-	-	-	-	-	-	-	-	-	8	144.84
5	2	LOIR Caroline	FRA	145.87	+11.59																							
5	Semifinal	143.87	-	-	-	-	-	-	-	-	2	-	-	-	-	-	-	-	-	-	-	-	-	-	-	-	2	145.87
6	12	BORROWS Alison	AUS	145.93	+11.65																							
6	Semifinal	139.93	-	-	-	-	-	-	-	-	-	2	2	2	-	-	-	-	-	-	-	-	-	-	-	-	6	145.93
7	11	LOUEN Mira	GER	146.58	+12.30																							
7	Semifinal	140.58	-	-	-	-	-	-	-	2	-	-	-	2	-	-	2	-	-	-	-	-	-	-	-	-	6	146.58
8	18	SCHMID Julia	AUT	148.41	+14.13																							
8	Semifinal	144.41	-	-	-	-	-	-	-	-	-	-	-	-	-	-	2	-	-	-	-	2	-	-	-	4	148.41	
9	4	LAWRENCE Rosalyn	AUS	151.39	+17.11																							
9	Semifinal	143.39	-	-	-	-	-	-	-	2	-	-	-	2	-	-	2	-	-	2	-	-	-	-	-	-	8	151.39
10	13	VILARRUBLA Nuria	ESP	156.21	+21.93																							
10	Semifinal	154.21	-	-	-	-	2	-	-	-	-	-	-	-	-	-	-	-	-	-	-	-	-	-	-	-	2	156.21
11	15	SPENCER Alice	GBR	156.97	+22.69																							
11	Semifinal	146.97	-	-	2	-	-	-	-	2	2	-	-	-	-	2	-	-	-	-	-	-	-	-	2	-	10	156.97
12	14	SATILA Ana	BRA	163.73	+29.45																							
12	Semifinal	155.73	-	-	-	-	-	-	-	2	-	-	2	-	-	2	-	-	-	-	-	-	-	-	-	2	8	163.73
13	23	POLEZHAYEVA Svetlana	KAZ	166.55	+32.27																							
13	Semifinal	154.55	-	-	-	-	-	-	-	2	-	-	2	2	-	2	2	-	-	2	-	-	-	-	-	-	12	166.55
14	9	STOECKLIN Lena	GER	167.27	+32.99																							
14	Semifinal	165.27	-	-	-	-	-	-	-	-	-	-	-	-	-	-	2	-	-	-	-	-	-	-	-	2	167.27	
15	17	DOBROTVORSKA Viktoriia	UKR	184.31	+50.03																							
15	Semifinal	176.31	-	-	-	-	-	-	-	2	2	-	-	-	-	-	2	-	-	2	-	-	-	-	-	-	8	184.31
16	3	HOSKOVA Katerina	CZE	189.55	+55.27																							
16	Semifinal	133.55	-	-	-	-	-	-	-	-	-	-	-	2	-	2	2	50	-	-	-	-	-	-	-	-	56	189.55
17	10	JANCOVA Monika	CZE	200.67	+66.39																							
17	Semifinal	148.67	-	-	-	-	-	-	-	-	-	-	-	-	-	-	2	-	-	50	-	-	-	-	-	-	52	200.67
18	24	US Viktoriya	UKR	200.84	+66.56																							
18	Semifinal	196.84	-	-	-	-	-	-	-	-	-	-	-	-	-	-	2	-	-	-	-	-	-	-	2	-	4	200.84
19	8	REBOURS Oriane	FRA	212.24	+77.96																							
19	Semifinal	158.24	-	-	-	-	-	-	-	-	-	-	50	-	-	-	-	-	-	2	2	-	-	-	-	-	54	212.24

2013 ICF CANOE SLALOM WORLD CHAMPIONSHIPS



Prague

CZE

12.09. - 15.09.13



RACE ANALYSIS	
CANOE SINGLE (C1) WOMEN	
SEMIFINAL	
White Water Centre Prague Troja	
14 Sep 2013 Start Time: 10:00	

Rk	Bib No.	Name	Ctry.	Total Time	Behind																									
	Phase	Time	1	2	3	4	5	6	7	8	9	10	11	12	13	14	15	16	17	18	19	20	21	22	23	24	25	Pen.	Total	
20	22	WAGNER Karolin	GER	212.49	+78.21																									
20	Semifinal	154.49	-	-	-	-	-	2	-	-	-	-	-	-	2	50	-	2	-	-	-	-	-	-	-	-	2	-	58	212.49

2013 ICF CANOE SLALOM WORLD CHAMPIONSHIPS



Prague CZE

12.09. - 15.09.13




RESULTS LIST CANOE SINGLE (C1) WOMEN FINAL

White Water Centre Prague Troja

14 Sep 2013 Start Time: 12:32

Rank	Bib No.	Name	Ctry.	Time	Penalty Seconds	Total Time	Behind	ICF Points
1	1	FOX Jessica	AUS	120.09	6	126.09	0.00	0.00
2	5	FRANKLIN Mallory	GBR	135.08	4	139.08	+12.99	15.45
3	2	LOIR Caroline	FRA	139.75	0	139.75	+13.66	16.25
4	11	LOUEN Mira	GER	138.24	4	142.24	+16.15	19.21
5	4	LAWRENCE Rosalyn	AUS	138.83	4	142.83	+16.74	19.91
6	13	VILARRUBLA Nuria	ESP	146.64	2	148.64	+22.55	26.83
7	6	WOODS Kimberley	GBR	147.16	6	153.16	+27.07	32.20
8	12	BORROWS Alison	AUS	167.46	12	179.46	+53.37	63.49
9	7	MACOVA Katarina	SVK	133.58	50	183.58	+57.49	68.39
10	18	SCHMID Julia	AUT	145.45	102	247.45	+121.36	144.37

Chief Judge


PRONO Jean Michel



2013 ICF CANOE SLALOM WORLD CHAMPIONSHIPS Prague CZE



12.09. - 15.09.13

RESULTS LIST
CANOE SINGLE (C1) WOMEN TEAMS
White Water Centre Prague Troja **FINAL** 14 Sep 2013 Start Time: 15:30

Rank	Bib No.	Name	Ctry.	Time	Penalty Seconds	Total Time	Behind
1	1	Australia 1A FOX Jessica 1B LAWRENCE Rosalyn	AUS	156.85	8 1C BORROWS Alison	164.85	0.00
2	5	Czech Republic 5A HOSKOVA Katerina 5B JANCOVA Monika	CZE	156.34	10 5C KOBLENCOVA Anna	166.34	+1.49
3	2	Germany 2A LOUEN Mira 2B STOECKLIN Lena	GER	158.75	16 2C WAGNER Karolin	174.75	+9.90
4	6	Great Britain 6A WOODS Kimberley 6B FRANKLIN Mallory	GBR	158.67	50 6C SPENCER Alice	208.67	+43.82
5	4	Ukraine 4A US Viktoriya 4B DOBROTVORSKA Viktoriia	UKR	208.67	18 4C US Olena	226.67	+61.82
6	3	Canada 3A MCGEE Alexandra 3B DANIELS Haley	CAN	227.11	84 3C GROENEVELD Jessica	311.11	+146.26
7	7	Russia 7A LYACHINA Alexandra 7B MUKHGALEEVA Polina	RUS	203.83	184 7C SABITOVA Zulfia	387.83	+222.98

Chief Judge

PRONO Jean Michel

2013 ICF CANOE SLALOM WORLD CHAMPIONSHIPS



Prague CZE

12.09. - 15.09.13



RACE ANALYSIS	
CANOE SINGLE (C1) WOMEN	
FINAL	
White Water Centre Prague Troja	
14 Sep 2013 Start Time: 12:32	

Rk	Bib No.	Name	Ctry.	Total Time	Behind
1	1	FOX Jessica	AUS	126.09	0.00
1	Final	120.09	- - - - -	2 - - - - -	2 - - - - -
2	5	FRANKLIN Mallory	GBR	139.08	+12.99
2	Final	135.08	- - - - -	2 - - - - -	2 - - - - -
3	2	LOIR Caroline	FRA	139.75	+13.66
3	Final	139.75	- - - - -	- - - - -	- - - - -
4	11	LOUEN Mira	GER	142.24	+16.15
4	Final	138.24	- - - - -	2 - - - - -	2 - - - - -
5	4	LAWRENCE Rosalyn	AUS	142.83	+16.74
5	Final	138.83	- - - - -	2 - - - - -	2 - - - - -
6	13	VILARRUBLA Nuria	ESP	148.64	+22.55
6	Final	146.64	- - - - -	2 - - - - -	2 - - - - -
7	6	WOODS Kimberley	GBR	153.16	+27.07
7	Final	147.16	- - - - -	2 - - - - -	2 - - - - -
8	12	BORROWS Alison	AUS	179.46	+53.37
8	Final	167.46	- - - - -	2 2 - 2 -	2 - 2 - - -
9	7	MACOVA Katarina	SVK	183.58	+57.49
9	Final	133.58	- - - - -	50 - - - - -	50 - - - - -
10	18	SCHMID Julia	AUT	247.45	+121.36
10	Final	145.45	- - - - -	2 50 - - -	50 - - - - -

2013 ICF CANOE SLALOM WORLD CHAMPIONSHIPS Prague CZE



12.09. - 15.09.13

RACE ANALYSIS																											
CANOE SINGLE (C1) WOMEN TEAMS																											
White Water Centre Prague Troja														FINAL													
																										14 Sep 2013 Start Time: 15:30	

Rk	Bib No.	Name	Ctry.	Total Time																				Behind					
Phase	Time	1	2	3	4	5	6	7	8	9	10	11	12	13	14	15	16	17	18	19	20	21	22	23	24	25	Pen.	Total	
1	1	Australia	AUS	164.85																				0.00					
1	Final	156.85	2	-	-	-	-	-	-	-	-	-	-	-	-	-	2	2	-	-	2	-	-	-	-	-	-	8	164.85
	1A		-	-	-	-	-	-	-	-	-	-	-	-	-	-	-	-	-	-	-	-	-	-	-	-	-	-	FOX Jessica
	1B		-	-	-	-	-	-	-	-	-	-	-	-	-	-	-	-	-	-	-	-	-	-	-	-	-	-	LAWRENCE Rosalyn
	1C		2	-	-	-	-	-	-	-	-	-	-	-	-	-	2	2	-	-	2	-	-	-	-	-	-	-	BORROWS Alison
2	5	Czech Republic	CZE	166.34																				+1.49					
2	Final	156.34	-	2	-	-	-	-	2	-	-	-	-	-	-	-	2	2	-	-	-	-	-	-	-	-	-	10	166.34
	5A		-	-	-	-	-	-	-	-	-	-	-	-	-	-	2	-	-	-	-	-	-	-	-	-	-	-	HOSKOVA Katerina
	5B		-	-	-	-	-	-	2	-	-	-	-	-	-	-	-	-	-	-	-	-	-	-	-	-	-	-	JANCOVA Monika
	5C		-	2	-	-	-	-	-	-	-	-	-	-	-	-	-	-	-	-	2	-	-	-	-	-	-	-	KOBLENCOVA Anna
3	2	Germany	GER	174.75																				+9.90					
3	Final	158.75	-	-	-	-	-	-	-	-	-	-	2	-	4	2	2	2	-	-	2	2	-	-	-	-	16	174.75	
	2A		-	-	-	-	-	-	-	-	-	-	2	-	2	2	-	-	-	-	-	-	-	-	-	-	-	-	LOUEN Mira
	2B		-	-	-	-	-	-	-	-	-	-	-	-	-	-	2	-	2	2	-	-	-	-	-	-	-	-	STOECKLIN Lena
	2C		-	-	-	-	-	-	-	-	-	-	-	-	-	-	-	-	-	-	-	-	-	2	-	-	-	-	WAGNER Karolin
4	6	Great Britain	GBR	208.67																				+43.82					
4	Final	158.67	-	-	-	-	-	-	-	-	-	-	-	-	-	-	-	-	-	-	-	-	-	-	-	-	50	208.67	
	6A		-	-	-	-	-	-	-	-	-	-	-	-	-	-	-	-	-	-	-	-	-	-	-	-	-	-	WOODS Kimberley
	6B		-	-	-	-	-	-	-	-	-	-	-	-	-	-	-	-	-	-	-	-	-	-	-	50	-	-	FRANKLIN Mallory
	6C		-	-	-	-	-	-	-	-	-	-	-	-	-	-	-	-	-	-	-	-	-	-	-	-	-	-	SPENCER Alice
5	4	Ukraine	UKR	226.67																				+61.82					
5	Final	208.67	-	-	-	2	-	-	-	-	-	-	2	2	6	2	2	-	2	-	-	-	2	-	-	-	18	226.67	
	4A		-	-	-	-	-	-	-	-	-	-	-	-	-	-	2	-	2	-	-	-	-	-	-	-	-	-	US Viktoriya
	4B		-	-	-	-	-	-	-	-	-	-	-	-	-	-	2	2	-	-	-	-	-	-	-	-	-	-	DOBROTVORSKA Viktoriia
	4C		-	-	-	2	-	-	-	-	-	-	2	2	2	-	-	-	-	-	-	-	2	-	-	-	-	-	US Olena
6	3	Canada	CAN	311.11																				+146.26					
6	Final	227.11	2	4	2	2	2	2	-	50	-	4	2	-	-	4	-	2	-	-	-	2	-	2	-	2	2	84	311.11
	3A		2	-	-	-	-	-	-	-	-	2	-	-	-	-	2	-	-	-	-	-	-	-	-	-	-	-	McGEE Alexandra
	3B		-	2	-	-	-	-	-	-	-	-	2	-	-	2	-	-	-	-	-	-	-	-	-	2	-	-	DANIELS Haley
	3C		-	2	2	2	2	2	-	50	-	2	-	-	-	2	-	-	-	-	-	2	-	2	-	-	2	-	GROENEVELD Jessica
7	7	Russia	RUS	387.83																				+222.98					
7	Final	203.83	-	4	-	4	-	54	-	2	-	4	-	-	-	4	-	2	4	2	52	-	-	-	50	2	184	387.83	
	7A		-	2	-	2	-	2	-	2	-	-	-	-	-	2	-	2	-	-	-	-	-	-	-	-	-	-	LYACHINA Alexandra
	7B		-	-	-	2	-	50	-	-	-	2	-	-	-	-	-	-	2	2	50	-	-	-	50	-	-	-	MUKHGALIEVA Polina
	7C		-	2	-	-	-	2	-	-	-	2	-	-	-	2	-	-	2	-	2	-	-	-	-	-	2	-	SABITOVA Zulfia

2013 ICF CANOE SLALOM WORLD CHAMPIONSHIPS



Prague CZE

12.09. - 15.09.13



RESULTS LIST KAYAK (K1) MEN HEATS - 1ST AND 2ND RUN

White Water Centre Prague Troja 12 Sep 2013 Start Time: 10:48

Rk	Bib No.	Name	Ctry.	1st Run			Rk	2nd Run			Rk	Best		
				Time	Pen. Sec.	Total Time		Time	Pen. Sec.	Total Time		Time	Behind	ICF Points
1	9	HRADILEK Vavrinec	CZE	84.69	0	84.69	1	89.77	150	239.77	87	84.69	0.00	20.00
2	3	DOERFLER Fabian	GER	89.88	0	89.88	11	84.79	0	84.79	1	84.79	+0.10	20.18
3	30	SMOLEN Michal	USA	90.70	0	90.70	17	86.24	0	86.24	2	86.24	+1.55	22.75
4	11	PRSKAVEC Jiri	CZE	87.43	0	87.43	3	86.38	0	86.38	3	86.38	+1.69	22.99
5	20	CRESPO Joan	ESP	91.34	50	141.34	78	87.06	0	87.06	4	87.06	+2.37	24.20
6	10	DELFOUR Lucien	AUS	87.15	0	87.15	2	85.92	2	87.92	5	87.15	+2.46	24.36
7	16	LEFEVRE Fabien	USA	87.69	0	87.69	4			DNS		87.69	+3.00	25.31
8	22	DE GENNARO Giovanni	ITA	91.10	0	91.10	18	87.96	0	87.96	6	87.96	+3.27	25.79
9	40	CLARKE Joseph	GBR	88.81	52	140.81	77	88.10	0	88.10	7	88.10	+3.41	26.04
10	25	SAJBIDOR Jan	SVK	90.13	2	92.13	28	88.16	0	88.16	8	88.16	+3.47	26.15
11	4	KAUZER Peter	SLO	88.34	0	88.34	5	93.75	0	93.75	37	88.34	+3.65	26.46
12	42	POWELL Richard	USA	88.35	0	88.35	6	92.83	0	92.83	33	88.35	+3.66	26.48
13	8	NEVEU Boris	FRA	88.55	0	88.55	7			DNS		88.55	+3.86	26.84
14	23	BRUS Simon	SLO	91.49	0	91.49	22	88.66	0	88.66	9	88.66	+3.97	27.03
15	6	AIGNER Hannes	GER	91.49	0	91.49	22	88.77	0	88.77	10	88.77	+4.08	27.23
16	13	HERNANZ Samuel	ESP	87.26	2	89.26	9	87.06	2	89.06	11	89.06	+4.37	27.74
17	38	HAYWARD Ben	CAN	91.29	0	91.29	20	89.07	0	89.07	12	89.07	+4.38	27.76
18	26	DOBY Mathieu	BEL	90.28	2	92.28	30	87.14	2	89.14	13	89.14	+4.45	27.88
19	2	SCHUBERT Sebastian	GER	89.15	0	89.15	8	88.30	50	138.30	74	89.15	+4.46	27.90
20	44	MERRITT Jaxon	AUS	87.67	2	89.67	10	90.07	6	96.07	43	89.67	+4.98	28.82
21	21	ROMEO Andrea	ITA	90.47	0	90.47	15	89.76	0	89.76	14	89.76	+5.07	28.98
22	14	POPIELA Dariusz	POL	91.45	0	91.45	21	87.78	2	89.78	15	89.78	+5.09	29.02
23	35	HOUNSLOW Richard	GBR	91.42	2	93.42	38	89.82	0	89.82	16	89.82	+5.13	29.09
24	31	BERSINGER Thomas	ARG	90.44	0	90.44	14	87.98	2	89.98	17	89.98	+5.29	29.37
25	5	MOLMENTI Daniele	ITA	91.27	2	93.27	37	88.03	2	90.03	18	90.03	+5.34	29.46
26	19	VONDRA Jan	CZE	89.59	2	91.59	24	90.10	0	90.10	19	90.10	+5.41	29.58
27	12	KURT Michael	SUI	88.19	2	90.19	12	88.25	2	90.25	20	90.19	+5.50	29.74
28	32	RHEINISCH Eoin	IRL	90.20	0	90.20	13			DNS		90.20	+5.51	29.76
29	36	FORSYTHE William	AUS	89.91	2	91.91	26	90.31	0	90.31	21	90.31	+5.62	29.95
30	18	BIAZIZO Mathieu	FRA	92.33	0	92.33	31	88.42	2	90.42	22	90.42	+5.73	30.15
31	7	POLACZYK Mateusz	POL	91.25	2	93.25	36	90.45	0	90.45	23	90.45	+5.76	30.20
32	34	NATMESSNIG Herwig	AUT	95.03	0	95.03	44	90.46	0	90.46	24	90.46	+5.77	30.22
33	1	DAILLE Etienne	FRA	91.68	2	93.68	39	88.53	2	90.53	25	90.53	+5.84	30.34
34	27	HEURTEAU Ciaran	IRL	90.63	0	90.63	16	89.57	4	93.57	35	90.63	+5.94	30.52
35	17	ALBREHT Martin	SLO	90.36	2	92.36	32	90.73	0	90.73	26	90.73	+6.04	30.70
36	28	EIGEL Pavel	RUS	91.07	2	93.07	33	90.74	0	90.74	27	90.74	+6.05	30.72
37	29	DAWSON Michael	NZL	92.03	4	96.03	49	89.00	2	91.00	28	91.00	+6.31	31.18
38	24	OBLINGER Helmut	AUT	91.10	0	91.10	18	89.86	4	93.86	38	91.10	+6.41	31.35
39	41	DA SILVA Pedro	BRA	90.82	4	94.82	43	91.14	0	91.14	29	91.14	+6.45	31.42
40	33	HASTINGS John	CAN	92.86	4	96.86	50	91.43	0	91.43	30	91.43	+6.74	31.94
41	43	WERRO Lukas	SUI	91.56	4	95.56	48	91.47	0	91.47	31	91.47	+6.78	32.01
42	15	HALCIN Martin	SVK	89.89	2	91.89	25	89.76	2	91.76	32	91.76	+7.07	32.52
43	39	HERMANS Maarten	NED	92.04	0	92.04	27	91.79	52	143.79	76	92.04	+7.35	33.02
44	52	MRKOCI Marko	CRO	92.13	0	92.13	28	93.48	6	99.48	54	92.13	+7.44	33.18
45	54	POLACZYK Grzegorz	POL	87.57	50	137.57	76	91.01	2	93.01	34	93.01	+8.32	34.74

2013 ICF CANOE SLALOM WORLD CHAMPIONSHIPS



Prague CZE

12.09. - 15.09.13



RESULTS LIST													
KAYAK (K1) MEN													
HEATS - 1ST AND 2ND RUN													
White Water Centre Prague Troja								12 Sep 2013 Start Time: 10:48					

Rk	Bib No.	Name	Ctry.	1st Run				2nd Run				Best		
				Time	Pen. Sec.	Total Time	Rk	Time	Pen. Sec.	Total Time	Rk	Time	Behind	ICF Points
46	55	TSVIET Igor	UKR	91.17	2	93.17	34	93.18	6	99.18	53	93.17	+8.48	35.02
47	37	FORD David	CAN	93.24	0	93.24	35	91.71	2	93.71	36	93.24	+8.55	35.14
48	50	SWETNAM Huw	GBR	93.80	0	93.80	40	95.06	2	97.06	45	93.80	+9.11	36.14
49	58	PROZHERIN Artem	RUS	92.13	2	94.13	41	95.12	2	97.12	46	94.13	+9.44	36.72
50	46	GRIGAR Jakub	SVK	92.43	2	94.43	42	91.93	156	247.93	90	94.43	+9.74	37.25
51	49	OHRSTROM Isak	SWE	93.42	2	95.42	47	90.85	4	94.85	39	94.85	+10.16	38.00
52	59	KANAYA Tohru	JPN	95.29	0	95.29	46	94.88	0	94.88	40	94.88	+10.19	38.05
53	47	ADACHI Kazuya	JPN	89.08	6	95.08	45	94.16	102	196.16	83	95.08	+10.39	38.40
54	45	MULIC Dinko	CRO	94.42	50	144.42	80	91.53	4	95.53	41	95.53	+10.84	39.20
55	61	KARAMARKO Filip	CRO	99.37	2	101.37	57	93.86	2	95.86	42	95.86	+11.17	39.78
56	53	YOSHIDA Taku	JPN	93.05	4	97.05	51	94.43	2	96.43	44	96.43	+11.74	40.79
57	83	YUAN Tao	CHN	95.08	2	97.08	52	95.17	4	99.17	52	97.08	+12.39	41.94
58	62	KRIESINGER Ingo	BEL	100.90	58	158.90	85	97.19	0	97.19	47	97.19	+12.50	42.14
59	56	HALAVINSKI Dzmityr	BLR	96.29	2	98.29	53	94.75	4	98.75	48	98.29	+13.60	44.09
60	48	LANGER Andreas	AUT	96.29	4	100.29	55	94.78	4	98.78	49	98.78	+14.09	44.96
61	57	LAVAQUIOL Bernat	ESP	100.35	4	104.35	60	98.81	0	98.81	50	98.81	+14.12	45.01
62	60	GUBENKO Nikita	RUS	103.15	0	103.15	58	96.99	2	98.99	51	98.99	+14.30	45.33
63	69	XIAN Jinbin	CHN	97.51	2	99.51	54	98.21	4	102.21	56	99.51	+14.82	46.25
64	67	PAN Hung-Ming	TPE	101.30	0	101.30	56	101.92	10	111.92	66	101.30	+16.61	49.42
65	63	CORDERO Matias	ARG	103.52	54	157.52	84	102.12	0	102.12	55	102.12	+17.43	50.87
66	51	MARTINS TAQUES Ricardo	BRA	100.07	4	104.07	59	92.60	52	144.60	77	104.07	+19.38	54.33
67	82	POTOCNY Marcel	HUN	94.43	56	150.43	82	94.07	10	104.07	57	104.07	+19.38	54.33
68	74	SILVA Ivan	POR	97.62	54	151.62	83	96.74	8	104.74	58	104.74	+20.05	55.51
69	91	SIDENKO Oleksii	UKR	107.27	10	117.27	67	98.88	6	104.88	59	104.88	+20.19	55.76
70	65	TEUNISSEN Marnix	NED	103.37	2	105.37	61	109.10	54	163.10	80	105.37	+20.68	56.63
71	66	LEE Han-Cheng	TPE	108.76	58	166.76	89	105.58	0	105.58	60	105.58	+20.89	57.00
72	88	PESTOV Ruslan	UKR	125.07	6	131.07	75	106.57	0	106.57	61	106.57	+21.88	58.75
73	98	PAKERS Kaspars	LAT	107.19	58	165.19	88	104.92	2	106.92	62	106.92	+22.23	59.37
74	71	CURTIS Samuel	IRL	101.02	6	107.02	62	100.94	14	114.94	69	107.02	+22.33	59.55
75	70	CELMINS Ritvars	LAT	102.11	6	108.11	63	110.14	4	114.14	68	108.11	+23.42	61.48
76	77	STANOVSKY Samuel	LAT	108.70	2	110.70	64	104.16	158	262.16	93	110.70	+26.01	66.07
77	89	SEKER Enzo	TUR	111.06	50	161.06	86	104.93	6	110.93	63	110.93	+26.24	66.48
78	75	STOILJKOVIC Dusan	SRB	108.97	56	164.97	87	105.44	6	111.44	64	111.44	+26.75	67.38
79	85	WEWEGE Donovan	RSA	103.76	8	111.76	65	122.50	4	126.50	73	111.76	+27.07	67.95
80	84	SAVIC Darko	BIH	103.77	8	111.77	66	104.12	54	158.12	79	111.77	+27.08	67.96
81	86	STEFANOVSKI Igor	MKD	107.91	10	117.91	68	105.83	6	111.83	65	111.83	+27.14	68.07
82	101	SPASIKJ Ljubomir	MKD	116.16	14	130.16	74	110.19	2	112.19	67	112.19	+27.50	68.71
83	92	PURI Suworna Raj	NEP	115.97	6	121.97	70	115.67	2	117.67	70	117.67	+32.98	78.41
84	87	DELIEV Ivan	MKD	109.04	60	169.04	90	112.73	6	118.73	71	118.73	+34.04	80.29
85	76	ATMANAVICIUS Mantas	LTU	106.76	12	118.76	69	103.19	60	163.19	81	118.76	+34.07	80.34
86	93	RASIMVICIUS Vilius	LTU	121.47	4	125.47	72	113.03	10	123.03	72	123.03	+38.34	87.91
87	99	BOURHIS Jean Pierre	SEN	121.13	2	123.13	71			DNS		123.13	+38.44	88.08
88	68	KIM Hyun Soo	KOR	116.16	10	126.16	73	139.05	156	295.05	95	126.16	+41.47	93.45
89	103	OLGUIN HENRIQUEZ Alex	CHI	127.50	64	191.50	93	127.43	14	141.43	75	141.43	+56.74	120.50
90	80	LEE Jeong-Hyeon	KOR	134.26	8	142.26	79	136.70	108	244.70	89	142.26	+57.57	121.97

2013 ICF CANOE SLALOM WORLD CHAMPIONSHIPS




Prague CZE

12.09. - 15.09.13

RESULTS LIST													
KAYAK (K1) MEN													
HEATS - 1ST AND 2ND RUN													
White Water Centre Prague Troja								12 Sep 2013 Start Time: 10:48					

Rk	Bib No.	Name	Ctry.	1st Run			2nd Run			Best				
				Time	Pen. Sec.	Total Time	Rk	Time	Pen. Sec.	Total Time	Rk	Time	Behind	ICF Points
91	97	ECHEVERRIA OLGUIN Andraz	CHI	127.82	18	145.82	81	132.78	118	250.78	91	145.82	+61.13	128.27
92	78	PEREZ Alexis	VEN	130.12	112	242.12	97	142.74	14	156.74	78	156.74	+72.05	147.61
93	90	DJUKIN Stefan	BIH	146.79	110	256.79	99	119.72	58	177.72	82	177.72	+93.03	184.77
94	81	SONG Min Hyeung	KOR	125.92	60	185.92	91	114.47	164	278.47	94	185.92	+101.23	199.30
95	79	CASTILLA Hector	VEN	134.78	52	186.78	92	145.24	54	199.24	84	186.78	+102.09	200.82
96	64	HERMANS Dirk	NED	96.54	156	252.54	98	100.94	100	200.94	85	200.94	+116.25	225.90
97	73	MACHADO Joao	BRA	99.43	104	203.43	94	95.84	106	201.84	86	201.84	+117.15	227.49
98	72	MILLAN Hector	VEN	142.36	62	204.36	95	144.93	312	456.93	97	204.36	+119.67	231.96
99	94	AMIN Julianda	MAS	147.75	58	205.75	96	177.16	64	241.16	88	205.75	+121.06	234.42
100	95	PEIKER Tarmo	EST	178.22	108	286.22	100	152.68	106	258.68	92	258.68	+173.99	328.17
101	102	RUIZ PRADO Jaime	CHI	189.42	114	303.42	101	170.94	256	426.94	96	303.42	+218.73	407.41
102	96	RADZI Ismadi	MAS	133.56	460	593.56	102	191.85	708	899.85	98	593.56	+508.87	921.29
100	--	--	---			DSQ-C				DSQ-C				

Chief Judge

 PRONO Jean Michel

2013 ICF CANOE SLALOM WORLD CHAMPIONSHIPS



Prague CZE

12.09. - 15.09.13



RACE ANALYSIS																											
KAYAK (K1) MEN																											
HEATS - 1ST AND 2ND RUN																											
White Water Centre Prague Troja																12 Sep 2013 Start Time: 10:48											

Rk	Bib No.	Name	Ctry.	Total Time																				Behind				
Phase	Time	1	2	3	4	5	6	7	8	9	10	11	12	13	14	15	16	17	18	19	20	21	22	23	24	25	Pen.	Total
1	9	HRADILEK Vavrinec	CZE	84.69																				0.00				
1	1st Run	84.69	-	-	-	-	-	-	-	-	-	-	-	-	-	-	-	-	-	-	-	-	-	-	-	-	0	84.69
87	2nd Run	89.77	-	-	-	-	-	-	-	-	-	-	-	-	-	-	50	-	-	50	-	-	-	50	-	-	150	239.77
2	3	DOERFLER Fabian	GER	84.79																				+0.10				
11	1st Run	89.88	-	-	-	-	-	-	-	-	-	-	-	-	-	-	-	-	-	-	-	-	-	-	-	-	0	89.88
1	2nd Run	84.79	-	-	-	-	-	-	-	-	-	-	-	-	-	-	-	-	-	-	-	-	-	-	-	-	0	84.79
3	30	SMOLEN Michal	USA	86.24																				+1.55				
17	1st Run	90.70	-	-	-	-	-	-	-	-	-	-	-	-	-	-	-	-	-	-	-	-	-	-	-	-	0	90.70
2	2nd Run	86.24	-	-	-	-	-	-	-	-	-	-	-	-	-	-	-	-	-	-	-	-	-	-	-	-	0	86.24
4	11	PRSKAVEC Jiri	CZE	86.38																				+1.69				
3	1st Run	87.43	-	-	-	-	-	-	-	-	-	-	-	-	-	-	-	-	-	-	-	-	-	-	-	-	0	87.43
3	2nd Run	86.38	-	-	-	-	-	-	-	-	-	-	-	-	-	-	-	-	-	-	-	-	-	-	-	-	0	86.38
5	20	CRESPO Joan	ESP	87.06																				+2.37				
78	1st Run	91.34	-	-	-	-	-	-	-	-	-	-	-	-	-	-	50	-	-	-	-	-	-	-	-	-	50	141.34
4	2nd Run	87.06	-	-	-	-	-	-	-	-	-	-	-	-	-	-	-	-	-	-	-	-	-	-	-	-	0	87.06
6	10	DELFOUR Lucien	AUS	87.15																				+2.46				
2	1st Run	87.15	-	-	-	-	-	-	-	-	-	-	-	-	-	-	-	-	-	-	-	-	-	-	-	-	0	87.15
5	2nd Run	85.92	-	-	-	-	-	-	-	-	-	-	-	-	-	2	-	-	-	-	-	-	-	-	-	-	2	87.92
7	16	LEFEVRE Fabien	USA	87.69																				+3.00				
4	1st Run	87.69	-	-	-	-	-	-	-	-	-	-	-	-	-	-	-	-	-	-	-	-	-	-	-	-	0	87.69
	2nd Run																											DNS
8	22	DE GENNARO Giovanni	ITA	87.96																				+3.27				
18	1st Run	91.10	-	-	-	-	-	-	-	-	-	-	-	-	-	-	-	-	-	-	-	-	-	-	-	-	0	91.10
6	2nd Run	87.96	-	-	-	-	-	-	-	-	-	-	-	-	-	-	-	-	-	-	-	-	-	-	-	-	0	87.96
9	40	CLARKE Joseph	GBR	88.10																				+3.41				
77	1st Run	88.81	-	-	-	-	-	-	-	-	50	-	-	-	-	-	-	2	-	-	-	-	-	-	-	-	52	140.81
7	2nd Run	88.10	-	-	-	-	-	-	-	-	-	-	-	-	-	-	-	-	-	-	-	-	-	-	-	-	0	88.10
10	25	SAJBIDOR Jan	SVK	88.16																				+3.47				
28	1st Run	90.13	-	-	-	-	-	-	-	-	2	-	-	-	-	-	-	-	-	-	-	-	-	-	-	-	2	92.13
8	2nd Run	88.16	-	-	-	-	-	-	-	-	-	-	-	-	-	-	-	-	-	-	-	-	-	-	-	-	0	88.16
11	4	KAUZER Peter	SLO	88.34																				+3.65				
5	1st Run	88.34	-	-	-	-	-	-	-	-	-	-	-	-	-	-	-	-	-	-	-	-	-	-	-	-	0	88.34
37	2nd Run	93.75	-	-	-	-	-	-	-	-	-	-	-	-	-	-	-	-	-	-	-	-	-	-	-	-	0	93.75
12	42	POWELL Richard	USA	88.35																				+3.66				
6	1st Run	88.35	-	-	-	-	-	-	-	-	-	-	-	-	-	-	-	-	-	-	-	-	-	-	-	-	0	88.35
33	2nd Run	92.83	-	-	-	-	-	-	-	-	-	-	-	-	-	-	-	-	-	-	-	-	-	-	-	-	0	92.83
13	8	NEVEU Boris	FRA	88.55																				+3.86				
7	1st Run	88.55	-	-	-	-	-	-	-	-	-	-	-	-	-	-	-	-	-	-	-	-	-	-	-	-	0	88.55
	2nd Run																											DNS

2013 ICF CANOE SLALOM WORLD CHAMPIONSHIPS



Prague CZE

12.09. - 15.09.13



RACE ANALYSIS																											
KAYAK (K1) MEN																											
HEATS - 1ST AND 2ND RUN																											
White Water Centre Prague Troja																12 Sep 2013 Start Time: 10:48											

Rk	Bib No.	Name	Ctry.	Total Time	Behind																							
Phase	Time	1	2	3	4	5	6	7	8	9	10	11	12	13	14	15	16	17	18	19	20	21	22	23	24	25	Pen.	Total
14	23	BRUS Simon	SLO	88.66	+3.97																							
22	1st Run	91.49	-	-	-	-	-	-	-	-	-	-	-	-	-	-	-	-	-	-	-	-	-	-	-	-	0	91.49
9	2nd Run	88.66	-	-	-	-	-	-	-	-	-	-	-	-	-	-	-	-	-	-	-	-	-	-	-	-	0	88.66
15	6	AIGNER Hannes	GER	88.77	+4.08																							
22	1st Run	91.49	-	-	-	-	-	-	-	-	-	-	-	-	-	-	-	-	-	-	-	-	-	-	-	-	0	91.49
10	2nd Run	88.77	-	-	-	-	-	-	-	-	-	-	-	-	-	-	-	-	-	-	-	-	-	-	-	-	0	88.77
16	13	HERNANZ Samuel	ESP	89.06	+4.37																							
9	1st Run	87.26	-	-	-	-	-	-	-	-	2	-	-	-	-	-	-	-	-	-	-	-	-	-	-	-	2	89.26
11	2nd Run	87.06	-	-	-	-	-	-	-	-	-	-	-	-	-	-	-	-	-	-	-	2	-	-	-	-	2	89.06
17	38	HAYWARD Ben	CAN	89.07	+4.38																							
20	1st Run	91.29	-	-	-	-	-	-	-	-	-	-	-	-	-	-	-	-	-	-	-	-	-	-	-	-	0	91.29
12	2nd Run	89.07	-	-	-	-	-	-	-	-	-	-	-	-	-	-	-	-	-	-	-	-	-	-	-	-	0	89.07
18	26	DOBY Mathieu	BEL	89.14	+4.45																							
30	1st Run	90.28	-	-	-	-	-	-	-	-	2	-	-	-	-	-	-	-	-	-	-	-	-	-	-	-	2	92.28
13	2nd Run	87.14	-	-	-	-	-	-	-	-	-	-	-	2	-	-	-	-	-	-	-	-	-	-	-	-	2	89.14
19	2	SCHUBERT Sebastian	GER	89.15	+4.46																							
8	1st Run	89.15	-	-	-	-	-	-	-	-	-	-	-	-	-	-	-	-	-	-	-	-	-	-	-	-	0	89.15
74	2nd Run	88.30	-	-	-	-	-	-	-	-	-	-	-	50	-	-	-	-	-	-	-	-	-	-	-	-	50	138.30
20	44	MERRITT Jaxon	AUS	89.67	+4.98																							
10	1st Run	87.67	-	-	-	-	-	-	-	-	2	-	-	-	-	-	-	-	-	-	-	-	-	-	-	-	2	89.67
43	2nd Run	90.07	-	-	-	-	-	-	-	-	-	-	-	-	-	2	-	2	-	-	-	2	-	-	-	-	6	96.07
21	21	ROMEO Andrea	ITA	89.76	+5.07																							
15	1st Run	90.47	-	-	-	-	-	-	-	-	-	-	-	-	-	-	-	-	-	-	-	-	-	-	-	-	0	90.47
14	2nd Run	89.76	-	-	-	-	-	-	-	-	-	-	-	-	-	-	-	-	-	-	-	-	-	-	-	-	0	89.76
22	14	POPIELA Dariusz	POL	89.78	+5.09																							
21	1st Run	91.45	-	-	-	-	-	-	-	-	-	-	-	-	-	-	-	-	-	-	-	-	-	-	-	-	0	91.45
15	2nd Run	87.78	-	-	-	-	-	-	-	-	2	-	-	-	-	-	-	-	-	-	-	-	-	-	-	-	2	89.78
23	35	HOUNSLOW Richard	GBR	89.82	+5.13																							
38	1st Run	91.42	-	-	-	-	2	-	-	-	-	-	-	-	-	-	-	-	-	-	-	-	-	-	-	-	2	93.42
16	2nd Run	89.82	-	-	-	-	-	-	-	-	-	-	-	-	-	-	-	-	-	-	-	-	-	-	-	-	0	89.82
24	31	BERSINGER Thomas	ARG	89.98	+5.29																							
14	1st Run	90.44	-	-	-	-	-	-	-	-	-	-	-	-	-	-	-	-	-	-	-	-	-	-	-	-	0	90.44
17	2nd Run	87.98	-	-	-	-	-	-	-	-	2	-	-	-	-	-	-	-	-	-	-	-	-	-	-	-	2	89.98
25	5	MOLMENTI Daniele	ITA	90.03	+5.34																							
37	1st Run	91.27	-	-	-	-	-	-	-	-	-	2	-	-	-	-	-	-	-	-	-	-	-	-	-	-	2	93.27
18	2nd Run	88.03	-	-	-	-	-	-	-	-	-	-	-	-	-	-	-	-	-	-	-	2	-	-	-	-	2	90.03
26	19	VONDRA Jan	CZE	90.10	+5.41																							
24	1st Run	89.59	-	-	-	-	-	-	-	-	-	-	-	-	-	-	2	-	-	-	-	-	-	-	-	-	2	91.59
19	2nd Run	90.10	-	-	-	-	-	-	-	-	-	-	-	-	-	-	-	-	-	-	-	-	-	-	-	-	0	90.10

2013 ICF CANOE SLALOM WORLD CHAMPIONSHIPS



Prague CZE

12.09. - 15.09.13



RACE ANALYSIS																											
KAYAK (K1) MEN																											
HEATS - 1ST AND 2ND RUN																											
White Water Centre Prague Troja																12 Sep 2013 Start Time: 10:48											

Rk	Bib No.	Name	Ctry.	Total Time																				Behind					
Phase	Time	1	2	3	4	5	6	7	8	9	10	11	12	13	14	15	16	17	18	19	20	21	22	23	24	25	Pen.	Total	
27	12	KURT Michael	SUI	90.19																				+5.50					
12	1st Run	88.19	-	-	-	-	-	-	-	-	-	-	-	-	-	-	-	-	-	-	-	-	-	-	-	-	-	2	90.19
20	2nd Run	88.25	-	-	-	-	-	-	-	-	-	-	-	-	-	-	-	-	-	-	-	-	-	-	-	-	-	2	90.25
28	32	RHEINISCH Eoin	IRL	90.20																				+5.51					
13	1st Run	90.20	-	-	-	-	-	-	-	-	-	-	-	-	-	-	-	-	-	-	-	-	-	-	-	-	-	0	90.20
	2nd Run																												DNS
29	36	FORSYTHE William	AUS	90.31																				+5.62					
26	1st Run	89.91	-	-	-	-	-	-	-	-	-	-	-	-	-	-	-	-	-	-	-	-	-	-	-	-	-	2	91.91
21	2nd Run	90.31	-	-	-	-	-	-	-	-	-	-	-	-	-	-	-	-	-	-	-	-	-	-	-	-	-	0	90.31
30	18	BIAZIZO Mathieu	FRA	90.42																				+5.73					
31	1st Run	92.33	-	-	-	-	-	-	-	-	-	-	-	-	-	-	-	-	-	-	-	-	-	-	-	-	-	0	92.33
22	2nd Run	88.42	-	-	-	-	-	-	-	-	-	-	-	-	-	-	-	-	-	-	-	-	-	-	-	-	-	2	90.42
31	7	POLACZYK Mateusz	POL	90.45																				+5.76					
36	1st Run	91.25	-	-	-	-	-	-	-	-	-	-	-	-	-	-	-	-	-	-	-	-	-	-	-	-	-	2	93.25
23	2nd Run	90.45	-	-	-	-	-	-	-	-	-	-	-	-	-	-	-	-	-	-	-	-	-	-	-	-	-	0	90.45
32	34	NATMESSNIG Herwig	AUT	90.46																				+5.77					
44	1st Run	95.03	-	-	-	-	-	-	-	-	-	-	-	-	-	-	-	-	-	-	-	-	-	-	-	-	-	0	95.03
24	2nd Run	90.46	-	-	-	-	-	-	-	-	-	-	-	-	-	-	-	-	-	-	-	-	-	-	-	-	-	0	90.46
33	1	DAILLE Etienne	FRA	90.53																				+5.84					
39	1st Run	91.68	-	-	-	-	-	-	-	-	-	-	-	-	-	-	-	-	-	-	-	-	-	-	-	-	-	2	93.68
25	2nd Run	88.53	-	-	-	-	-	-	-	-	-	-	-	-	-	-	-	-	-	-	-	-	-	-	-	-	-	2	90.53
34	27	HEURTEAU Ciaran	IRL	90.63																				+5.94					
16	1st Run	90.63	-	-	-	-	-	-	-	-	-	-	-	-	-	-	-	-	-	-	-	-	-	-	-	-	-	0	90.63
35	2nd Run	89.57	-	-	-	-	-	-	-	-	-	-	-	-	-	-	-	-	-	-	-	-	-	-	-	-	-	2	93.57
35	17	ALBREHT Martin	SLO	90.73																				+6.04					
32	1st Run	90.36	-	-	-	-	-	-	-	-	-	-	-	-	-	-	-	-	-	-	-	-	-	-	-	-	-	2	92.36
26	2nd Run	90.73	-	-	-	-	-	-	-	-	-	-	-	-	-	-	-	-	-	-	-	-	-	-	-	-	-	0	90.73
36	28	EIGEL Pavel	RUS	90.74																				+6.05					
33	1st Run	91.07	-	-	-	-	-	-	-	-	-	-	-	-	-	-	-	-	-	-	-	-	-	-	-	-	-	2	93.07
27	2nd Run	90.74	-	-	-	-	-	-	-	-	-	-	-	-	-	-	-	-	-	-	-	-	-	-	-	-	-	0	90.74
37	29	DAWSON Michael	NZL	91.00																				+6.31					
49	1st Run	92.03	-	-	-	-	-	-	-	-	-	-	-	-	-	-	-	-	-	-	-	-	-	-	-	-	-	2	96.03
28	2nd Run	89.00	-	-	-	-	-	-	-	-	-	-	-	-	-	-	-	-	-	-	-	-	-	-	-	-	-	2	91.00
38	24	OBLINGER Helmut	AUT	91.10																				+6.41					
18	1st Run	91.10	-	-	-	-	-	-	-	-	-	-	-	-	-	-	-	-	-	-	-	-	-	-	-	-	-	0	91.10
38	2nd Run	89.86	-	-	-	-	-	-	-	-	-	-	-	-	-	-	-	-	-	-	-	-	-	-	-	-	-	2	93.86
39	41	DA SILVA Pedro	BRA	91.14																				+6.45					
43	1st Run	90.82	-	-	-	-	-	-	-	-	-	-	-	-	-	-	-	-	-	-	-	-	-	-	-	-	-	2	94.82
29	2nd Run	91.14	-	-	-	-	-	-	-	-	-	-	-	-	-	-	-	-	-	-	-	-	-	-	-	-	-	0	91.14

2013 ICF CANOE SLALOM WORLD CHAMPIONSHIPS



Prague CZE

12.09. - 15.09.13



RACE ANALYSIS																											
KAYAK (K1) MEN																											
HEATS - 1ST AND 2ND RUN																											
White Water Centre Prague Troja																12 Sep 2013 Start Time: 10:48											

Rk	Bib No.	Name	Ctry.	Total Time	Behind																							
Phase	Time	1	2	3	4	5	6	7	8	9	10	11	12	13	14	15	16	17	18	19	20	21	22	23	24	25	Pen.	Total
40	33	HASTINGS John	CAN	91.43	+6.74																							
50	1st Run	92.86	-	-	-	-	-	-	-	-	-	-	-	-	-	-	-	-	-	-	-	2	-	2	-	-	4	96.86
30	2nd Run	91.43	-	-	-	-	-	-	-	-	-	-	-	-	-	-	-	-	-	-	-	-	-	-	-	-	0	91.43
41	43	WERRO Lukas	SUI	91.47	+6.78																							
48	1st Run	91.56	-	-	-	-	-	-	-	-	-	-	-	2	-	-	-	-	2	-	-	-	-	-	-	-	4	95.56
31	2nd Run	91.47	-	-	-	-	-	-	-	-	-	-	-	-	-	-	-	-	-	-	-	-	-	-	-	-	0	91.47
42	15	HALCIN Martin	SVK	91.76	+7.07																							
25	1st Run	89.89	-	-	-	-	-	-	2	-	-	-	-	-	-	-	-	-	-	-	-	-	-	-	-	-	2	91.89
32	2nd Run	89.76	-	-	-	-	-	-	-	-	-	-	-	-	-	-	-	-	-	-	2	-	-	-	-	-	2	91.76
43	39	HERMANS Maarten	NED	92.04	+7.35																							
27	1st Run	92.04	-	-	-	-	-	-	-	-	-	-	-	-	-	-	-	-	-	-	-	-	-	-	-	-	0	92.04
76	2nd Run	91.79	-	-	-	2	-	-	-	-	50	-	-	-	-	-	-	-	-	-	-	-	-	-	-	-	52	143.79
44	52	MRKOCI Marko	CRO	92.13	+7.44																							
28	1st Run	92.13	-	-	-	-	-	-	-	-	-	-	-	-	-	-	-	-	-	-	-	-	-	-	-	-	0	92.13
54	2nd Run	93.48	-	-	-	-	-	-	-	2	-	-	-	-	-	-	2	-	-	-	-	2	-	-	-	-	6	99.48
45	54	POLACZYK Grzegorz	POL	93.01	+8.32																							
76	1st Run	87.57	-	-	-	-	-	-	-	50	-	-	-	-	-	-	-	-	-	-	-	-	-	-	-	-	50	137.57
34	2nd Run	91.01	-	-	-	2	-	-	-	-	-	-	-	-	-	-	-	-	-	-	-	-	-	-	-	-	2	93.01
46	55	TSVIET Igor	UKR	93.17	+8.48																							
34	1st Run	91.17	-	-	-	-	-	-	-	-	-	-	-	-	-	-	-	-	-	-	-	-	-	2	-	2	93.17	
53	2nd Run	93.18	2	-	-	-	-	-	-	-	-	-	-	-	-	-	-	2	-	-	2	-	-	-	-	-	6	99.18
47	37	FORD David	CAN	93.24	+8.55																							
35	1st Run	93.24	-	-	-	-	-	-	-	-	-	-	-	-	-	-	-	-	-	-	-	-	-	-	-	-	0	93.24
36	2nd Run	91.71	-	-	-	-	2	-	-	-	-	-	-	-	-	-	-	-	-	-	-	-	-	-	-	-	2	93.71
48	50	SWETNAM Huw	GBR	93.80	+9.11																							
40	1st Run	93.80	-	-	-	-	-	-	-	-	-	-	-	-	-	-	-	-	-	-	-	-	-	-	-	-	0	93.80
45	2nd Run	95.06	-	-	-	-	-	-	-	-	-	-	-	-	-	2	-	-	-	-	-	-	-	-	-	-	2	97.06
49	58	PROZHERIN Artem	RUS	94.13	+9.44																							
41	1st Run	92.13	-	-	-	-	-	-	-	-	-	-	-	-	-	-	-	-	-	2	-	-	-	-	-	-	2	94.13
46	2nd Run	95.12	-	-	-	-	-	-	-	-	-	-	-	-	-	-	-	2	-	-	-	-	-	-	-	-	2	97.12
50	46	GRIGAR Jakub	SVK	94.43	+9.74																							
42	1st Run	92.43	-	-	-	-	-	-	-	-	-	-	-	-	-	2	-	-	-	-	-	-	-	-	-	-	2	94.43
90	2nd Run	91.93	-	-	-	-	-	-	2	50	2	2	50	50	-	-	-	-	-	-	-	-	-	-	-	-	156	247.93
51	49	OHRSTROM Isak	SWE	94.85	+10.16																							
47	1st Run	93.42	-	-	-	-	-	-	-	-	2	-	-	-	-	-	-	-	-	-	-	-	-	-	-	-	2	95.42
39	2nd Run	90.85	-	-	-	2	-	-	-	-	-	-	-	-	-	-	2	-	-	-	-	-	-	-	-	-	4	94.85
52	59	KANAYA Tohru	JPN	94.88	+10.19																							
46	1st Run	95.29	-	-	-	-	-	-	-	-	-	-	-	-	-	-	-	-	-	-	-	-	-	-	-	-	0	95.29
40	2nd Run	94.88	-	-	-	-	-	-	-	-	-	-	-	-	-	-	-	-	-	-	-	-	-	-	-	-	0	94.88

2013 ICF CANOE SLALOM WORLD CHAMPIONSHIPS



Prague CZE

12.09. - 15.09.13



RACE ANALYSIS																											
KAYAK (K1) MEN																											
HEATS - 1ST AND 2ND RUN																											
White Water Centre Prague Troja																12 Sep 2013 Start Time: 10:48											

Rk	Bib No.	Name	Ctry.	Total Time																				Behind				
Phase	Time	1	2	3	4	5	6	7	8	9	10	11	12	13	14	15	16	17	18	19	20	21	22	23	24	25	Pen.	Total
53	47	ADACHI Kazuya	JPN	95.08																				+10.39				
45	1st Run	89.08	-	-	-	-	2	-	-	-	-	2	2	-	-	-	-	-	-	-	-	-	-	-	-	-	6	95.08
83	2nd Run	94.16	-	-	-	-	-	-	-	-	-	-	-	-	-	-	2	-	-	-	-	-	-	50	50	-	102	196.16
54	45	MULIC Dinko	CRO	95.53																				+10.84				
80	1st Run	94.42	-	-	-	-	-	-	-	-	50	-	-	-	-	-	-	-	-	-	-	-	-	-	-	-	50	144.42
41	2nd Run	91.53	-	-	-	-	-	-	-	-	-	2	-	-	-	-	-	-	2	-	-	-	-	-	-	-	4	95.53
55	61	KARAMARKO Filip	CRO	95.86																				+11.17				
57	1st Run	99.37	-	-	-	-	-	-	-	-	-	-	-	-	-	-	2	-	-	-	-	-	-	-	-	-	2	101.37
42	2nd Run	93.86	-	-	-	-	-	-	-	-	-	-	-	-	-	2	-	-	-	-	-	-	-	-	-	-	2	95.86
56	53	YOSHIDA Taku	JPN	96.43																				+11.74				
51	1st Run	93.05	-	-	2	-	-	-	-	-	-	-	-	-	-	-	-	-	2	-	-	-	-	-	-	-	4	97.05
44	2nd Run	94.43	-	-	-	-	-	-	-	-	-	-	-	-	-	-	-	-	-	-	-	-	2	-	-	-	2	96.43
57	83	YUAN Tao	CHN	97.08																				+12.39				
52	1st Run	95.08	-	-	-	-	-	-	-	-	-	-	-	-	-	2	-	-	-	-	-	-	-	-	-	-	2	97.08
52	2nd Run	95.17	-	-	-	-	-	-	-	-	2	-	-	-	-	-	2	-	-	-	-	-	-	-	-	-	4	99.17
58	62	KRIESINGER Ingo	BEL	97.19																				+12.50				
85	1st Run	100.90	-	-	-	-	2	-	-	-	-	-	50	2	-	2	-	-	-	-	2	-	-	-	-	-	58	158.90
47	2nd Run	97.19	-	-	-	-	-	-	-	-	-	-	-	-	-	-	-	-	-	-	-	-	-	-	-	-	0	97.19
59	56	HALAVINSKI Dzmitry	BLR	98.29																				+13.60				
53	1st Run	96.29	-	-	-	-	-	-	-	-	-	-	2	-	-	-	-	-	-	-	-	-	-	-	-	-	2	98.29
48	2nd Run	94.75	-	-	-	2	-	-	-	-	2	-	-	-	-	-	-	-	-	-	-	-	-	-	-	-	4	98.75
60	48	LANGER Andreas	AUT	98.78																				+14.09				
55	1st Run	96.29	-	-	-	-	-	-	-	-	2	-	-	-	-	-	2	-	-	-	-	-	-	-	-	-	4	100.29
49	2nd Run	94.78	-	-	2	-	-	-	-	2	-	-	-	-	-	-	-	-	-	-	-	-	-	-	-	-	4	98.78
61	57	LAVAQUIOL Bernat	ESP	98.81																				+14.12				
60	1st Run	100.35	-	-	-	2	-	-	-	-	-	-	-	-	-	-	-	-	-	-	-	-	2	-	-	4	104.35	
50	2nd Run	98.81	-	-	-	-	-	-	-	-	-	-	-	-	-	-	-	-	-	-	-	-	-	-	-	0	98.81	
62	60	GUBENKO Nikita	RUS	98.99																				+14.30				
58	1st Run	103.15	-	-	-	-	-	-	-	-	-	-	-	-	-	-	-	-	-	-	-	-	-	-	-	-	0	103.15
51	2nd Run	96.99	-	-	-	-	-	-	-	-	-	2	-	-	-	-	-	-	-	-	-	-	-	-	-	2	98.99	
63	69	XIAN Jinbin	CHN	99.51																				+14.82				
54	1st Run	97.51	-	-	-	2	-	-	-	-	-	-	-	-	-	-	-	-	-	-	-	-	-	-	-	-	2	99.51
56	2nd Run	98.21	-	-	-	-	-	-	-	-	-	-	-	-	-	-	-	-	-	2	-	-	2	-	-	4	102.21	
64	67	PAN Hung-Ming	TPE	101.30																				+16.61				
56	1st Run	101.30	-	-	-	-	-	-	-	-	-	-	-	-	-	-	-	-	-	-	-	-	-	-	-	-	0	101.30
66	2nd Run	101.92	-	-	-	-	-	-	-	-	2	2	-	2	-	-	-	-	2	2	-	-	-	-	-	-	10	111.92
65	63	CORDERO Matias	ARG	102.12																				+17.43				
84	1st Run	103.52	-	-	-	-	-	-	-	-	-	50	2	-	-	-	-	-	2	-	-	-	-	-	-	-	54	157.52
55	2nd Run	102.12	-	-	-	-	-	-	-	-	-	-	-	-	-	-	-	-	-	-	-	-	-	-	-	-	0	102.12

2013 ICF CANOE SLALOM WORLD CHAMPIONSHIPS



Prague CZE

12.09. - 15.09.13



RACE ANALYSIS																											
KAYAK (K1) MEN																											
HEATS - 1ST AND 2ND RUN																											
White Water Centre Prague Troja																12 Sep 2013 Start Time: 10:48											

Rk	Bib No.	Name	Ctry.	Total Time	Behind																							
Phase	Time	1	2	3	4	5	6	7	8	9	10	11	12	13	14	15	16	17	18	19	20	21	22	23	24	25	Pen.	Total
66	51	MARTINS TAQUES Ricardo	BRA	104.07	+19.38																							
59	1st Run	100.07	-	-	-	-	-	-	-	-	-	-	2	-	-	-	2	-	-	-	-	-	-	-	-	-	4	104.07
77	2nd Run	92.60	-	-	-	-	-	-	-	-	-	50	-	-	-	-	-	-	-	-	-	-	2	-	-	-	52	144.60
67	82	POTOCNY Marcel	HUN	104.07	+19.38																							
82	1st Run	94.43	-	-	-	-	-	-	2	-	-	-	-	-	50	2	-	-	-	-	-	2	-	-	-	56	150.43	
57	2nd Run	94.07	-	-	2	-	-	-	2	-	-	-	-	-	-	2	2	-	-	-	-	-	2	-	-	10	104.07	
68	74	SILVA Ivan	POR	104.74	+20.05																							
83	1st Run	97.62	-	-	-	50	-	-	-	-	2	-	-	-	-	-	-	-	-	-	-	2	-	-	-	54	151.62	
58	2nd Run	96.74	-	-	-	-	-	-	-	-	2	-	-	-	2	-	-	-	-	-	2	-	-	-	2	8	104.74	
69	91	SIDENKO Oleksii	UKR	104.88	+20.19																							
67	1st Run	107.27	-	-	-	-	-	-	-	2	2	-	-	-	2	2	-	-	-	-	2	-	-	-	-	10	117.27	
59	2nd Run	98.88	-	-	-	-	2	-	2	-	-	-	-	2	-	-	-	-	-	-	-	-	-	-	-	6	104.88	
70	65	TEUNISSEN Marnix	NED	105.37	+20.68																							
61	1st Run	103.37	-	-	-	-	-	-	-	-	2	-	-	-	-	-	-	-	-	-	-	-	-	-	-	2	105.37	
80	2nd Run	109.10	-	-	-	-	-	-	-	-	-	-	50	2	-	-	-	-	-	-	2	-	-	-	-	54	163.10	
71	66	LEE Han-Cheng	TPE	105.58	+20.89																							
89	1st Run	108.76	-	-	-	-	2	-	2	-	-	-	2	50	-	-	2	-	-	-	-	-	-	-	-	58	166.76	
60	2nd Run	105.58	-	-	-	-	-	-	-	-	-	-	-	-	-	-	-	-	-	-	-	-	-	-	-	0	105.58	
72	88	PESTOV Ruslan	UKR	106.57	+21.88																							
75	1st Run	125.07	-	-	-	2	-	-	-	-	-	-	2	-	-	2	-	-	-	-	-	-	-	-	-	6	131.07	
61	2nd Run	106.57	-	-	-	-	-	-	-	-	-	-	-	-	-	-	-	-	-	-	-	-	-	-	-	0	106.57	
73	98	PAKERS Kaspars	LAT	106.92	+22.23																							
88	1st Run	107.19	-	-	-	-	2	-	-	-	-	-	2	50	-	2	-	-	-	-	2	-	-	-	-	58	165.19	
62	2nd Run	104.92	-	-	-	-	2	-	-	-	-	-	-	-	-	-	-	-	-	-	-	-	-	-	-	2	106.92	
74	71	CURTIS Samuel	IRL	107.02	+22.33																							
62	1st Run	101.02	-	-	-	-	-	-	-	-	-	-	-	-	2	-	-	-	-	-	2	-	-	-	2	6	107.02	
69	2nd Run	100.94	-	-	-	2	2	-	-	-	2	2	2	2	-	-	-	-	-	-	2	-	-	-	-	14	114.94	
75	70	CELMINS Ritvars	LAT	108.11	+23.42																							
63	1st Run	102.11	-	-	-	-	2	2	-	-	-	-	2	-	-	-	-	-	-	-	-	-	-	-	-	6	108.11	
68	2nd Run	110.14	-	-	-	-	-	-	-	-	2	-	-	-	-	2	-	-	-	-	-	-	-	-	-	4	114.14	
76	77	STANOVSKY Samuel	LAT	110.70	+26.01																							
64	1st Run	108.70	-	-	-	-	-	-	-	2	-	-	-	-	-	-	-	-	-	-	-	-	-	-	-	2	110.70	
93	2nd Run	104.16	-	-	2	-	2	-	-	-	-	-	2	-	-	2	50	50	-	-	-	50	-	-	158	262.16		
77	89	SEKER Enzo	TUR	110.93	+26.24																							
86	1st Run	111.06	-	50	-	-	-	-	-	-	-	-	-	-	-	-	-	-	-	-	-	-	-	-	-	50	161.06	
63	2nd Run	104.93	-	-	-	-	-	-	-	2	2	-	-	-	-	2	-	-	-	-	-	-	-	-	-	6	110.93	
78	75	STOILJKOVIC Dusan	SRB	111.44	+26.75																							
87	1st Run	108.97	-	2	-	-	2	-	-	-	-	-	2	-	-	-	-	-	-	-	-	-	-	-	50	56	164.97	
64	2nd Run	105.44	-	-	-	-	-	2	-	-	-	-	-	-	-	2	-	-	-	-	-	-	-	-	2	6	111.44	

2013 ICF CANOE SLALOM WORLD CHAMPIONSHIPS



Prague CZE

12.09. - 15.09.13



RACE ANALYSIS																											
KAYAK (K1) MEN																											
HEATS - 1ST AND 2ND RUN																											
White Water Centre Prague Troja																12 Sep 2013 Start Time: 10:48											

Rk	Bib No.	Name	Ctry.	Total Time																				Behind				
Phase	Time	1	2	3	4	5	6	7	8	9	10	11	12	13	14	15	16	17	18	19	20	21	22	23	24	25	Pen.	Total
79	85	WEWEGE Donovan	RSA	111.76																				+27.07				
65	1st Run	103.76	-	2	-	-	-	2	-	-	2	-	-	-	-	-	2	-	-	-	-	-	-	-	-	-	8	111.76
73	2nd Run	122.50	-	-	-	-	-	2	-	-	-	-	-	-	-	-	-	-	-	-	2	-	-	-	-	-	4	126.50
80	84	SAVIC Darko	BIH	111.77																				+27.08				
66	1st Run	103.77	-	-	2	-	2	-	-	-	-	-	-	-	2	2	-	-	-	-	-	-	-	-	-	-	8	111.77
79	2nd Run	104.12	-	-	-	-	-	-	-	-	2	-	-	-	50	-	-	2	-	-	-	-	-	-	-	-	54	158.12
81	86	STEFANOVSKI Igor	MKD	111.83																				+27.14				
68	1st Run	107.91	-	-	-	-	2	2	-	-	2	-	-	-	2	2	-	-	-	-	-	-	-	-	-	-	10	117.91
65	2nd Run	105.83	-	-	-	-	-	-	-	-	-	-	-	2	-	-	-	-	-	-	2	-	2	-	-	-	6	111.83
82	101	SPASIKJ Ljubomir	MKD	112.19																				+27.50				
74	1st Run	116.16	-	-	-	2	2	2	-	-	-	-	2	-	2	-	-	-	2	2	-	-	-	-	-	-	14	130.16
67	2nd Run	110.19	-	-	-	-	-	-	-	-	-	2	-	-	-	-	-	-	-	-	-	-	-	-	-	-	2	112.19
83	92	PURI Suworna Raj	NEP	117.67																				+32.98				
70	1st Run	115.97	-	-	-	-	-	-	-	-	-	-	-	-	-	-	-	-	2	2	-	2	-	-	-	-	6	121.97
70	2nd Run	115.67	-	2	-	-	-	-	-	-	-	-	-	-	-	-	-	-	-	-	-	-	-	-	-	-	2	117.67
84	87	DELIEV Ivan	MKD	118.73																				+34.04				
90	1st Run	109.04	-	-	2	-	-	2	-	-	50	-	2	-	-	-	-	-	-	-	2	-	-	-	2	-	60	169.04
71	2nd Run	112.73	-	-	-	-	-	-	-	-	-	-	2	-	2	-	-	-	2	-	-	-	-	-	-	-	6	118.73
85	76	ATMANAVICIUS Mantas	LTU	118.76																				+34.07				
69	1st Run	106.76	-	-	-	-	-	-	-	-	2	-	2	-	-	2	2	-	-	-	2	2	-	-	-	-	12	118.76
81	2nd Run	103.19	-	-	-	-	-	-	-	-	2	-	50	-	2	2	-	2	-	-	-	-	-	-	-	2	60	163.19
86	93	RASIMAVICIUS Vilius	LTU	123.03																				+38.34				
72	1st Run	121.47	-	-	2	-	-	-	-	-	-	-	2	-	-	-	-	-	-	-	-	-	-	-	-	-	4	125.47
72	2nd Run	113.03	-	-	2	-	-	-	-	-	2	-	-	-	2	-	-	-	2	-	-	-	-	-	-	-	10	123.03
87	99	BOURHIS Jean Pierre	SEN	123.13																				+38.44				
71	1st Run	121.13	-	-	-	-	-	-	-	2	-	-	-	-	-	-	-	-	-	-	-	-	-	-	-	-	2	123.13
	2nd Run																											DNS
88	68	KIM Hyun Soo	KOR	126.16																				+41.47				
73	1st Run	116.16	-	-	-	-	-	2	2	-	-	-	-	-	2	2	-	-	-	2	-	-	-	-	-	-	10	126.16
95	2nd Run	139.05	-	-	-	-	-	-	-	2	-	-	-	50	-	-	-	-	2	2	-	50	50	-	-	-	156	295.05
89	103	OLGUIN HENRIQUEZ Alex	CHI	141.43																				+56.74				
93	1st Run	127.50	-	-	-	-	-	2	2	2	2	-	-	-	2	50	-	2	-	-	2	-	-	-	-	-	64	191.50
75	2nd Run	127.43	-	-	-	-	-	-	-	2	2	-	-	2	2	2	2	-	-	-	-	2	-	-	-	-	14	141.43
90	80	LEE Jeong-Hyeon	KOR	142.26																				+57.57				
79	1st Run	134.26	-	-	-	-	-	-	-	-	-	-	-	2	2	2	-	-	2	-	-	-	-	-	-	-	8	142.26
89	2nd Run	136.70	-	-	-	2	-	-	-	2	-	2	-	2	-	2	-	-	-	-	50	50	-	-	-	-	108	244.70
91	97	ECHEVERRIA OLGUIN Andraz	CHI	145.82																				+61.13				
81	1st Run	127.82	-	-	2	-	-	2	2	-	-	-	2	2	2	2	-	-	-	2	-	-	2	-	-	-	18	145.82
91	2nd Run	132.78	-	-	2	-	-	50	50	2	2	-	2	2	2	2	-	-	-	-	-	-	-	-	2	-	118	250.78

2013 ICF CANOE SLALOM WORLD CHAMPIONSHIPS



Prague CZE

12.09. - 15.09.13



RACE ANALYSIS																											
KAYAK (K1) MEN																											
HEATS - 1ST AND 2ND RUN																											
White Water Centre Prague Troja																12 Sep 2013 Start Time: 10:48											

Rk	Bib No.	Name	Ctry.	Total Time																				Behind					
Phase	Time	1	2	3	4	5	6	7	8	9	10	11	12	13	14	15	16	17	18	19	20	21	22	23	24	25	Pen.	Total	
92	78	PEREZ Alexis	VEN	156.74																				+72.05					
97	1st Run	130.12	-	2	2	-	-	2	2	-	-	-	-	-	-	50	2	-	-	50	2	-	-	-	-	-	112	242.12	
78	2nd Run	142.74	-	-	-	-	-	2	2	-	-	-	-	-	-	2	-	-	-	-	2	2	2	-	2	-	14	156.74	
93	90	DJUKIN Stefan	BIH	177.72																				+93.03					
99	1st Run	146.79	-	-	2	-	-	-	-	-	-	2	-	-	2	2	2	-	-	-	-	-	-	50	50	-	110	256.79	
82	2nd Run	119.72	-	-	-	-	-	50	-	-	-	2	-	-	-	2	2	2	-	-	-	-	-	-	-	-	58	177.72	
94	81	SONG Min Hyeung	KOR	185.92																				+101.23					
91	1st Run	125.92	-	-	-	-	-	2	-	-	2	-	-	-	2	-	2	-	-	2	50	-	-	-	-	-	60	185.92	
94	2nd Run	114.47	-	-	2	-	-	-	-	-	-	-	-	2	2	2	2	-	-	-	50	50	50	-	2	2	164	278.47	
95	79	CASTILLA Hector	VEN	186.78																				+102.09					
92	1st Run	134.78	-	-	-	-	-	2	-	-	-	-	-	-	-	-	-	-	-	-	-	-	-	50	-	-	52	186.78	
84	2nd Run	145.24	-	-	-	-	-	-	-	-	2	-	-	-	-	-	-	-	-	-	-	-	2	-	50	-	54	199.24	
96	64	HERMANS Dirk	NED	200.94																				+116.25					
98	1st Run	96.54	-	-	2	-	-	-	-	-	2	-	-	-	50	-	2	50	-	-	-	-	-	50	-	-	156	252.54	
85	2nd Run	100.94	-	-	-	-	-	-	-	-	-	-	-	-	-	-	-	-	-	-	-	-	-	50	-	50	100	200.94	
97	73	MACHADO Joao	BRA	201.84																				+117.15					
94	1st Run	99.43	-	-	2	-	50	-	-	-	-	-	-	-	-	-	-	-	-	-	-	2	-	50	-	104	203.43		
86	2nd Run	95.84	-	-	-	-	-	-	-	-	-	-	-	50	-	50	-	-	2	2	-	2	-	-	-	-	106	201.84	
98	72	MILLAN Hector	VEN	204.36																				+119.67					
95	1st Run	142.36	-	-	-	2	2	-	50	2	-	-	-	-	-	2	2	-	-	2	-	-	-	-	-	-	62	204.36	
97	2nd Run	144.93	-	-	-	-	-	-	-	2	2	-	-	-	2	50	-	-	2	50	50	50	50	2	2	50	312	456.93	
99	94	AMIN Julianda	MAS	205.75																				+121.06					
96	1st Run	147.75	-	-	-	-	-	-	-	-	2	-	-	-	2	50	-	-	-	2	-	-	-	2	-	-	58	205.75	
88	2nd Run	177.16	-	2	-	-	-	-	2	-	2	-	-	-	50	-	-	-	2	-	-	-	-	2	2	-	64	241.16	
100	95	PEIKER Tarmo	EST	258.68																				+173.99					
100	1st Run	178.22	-	2	-	-	-	-	2	2	-	-	-	-	50	50	2	-	-	-	-	-	-	-	-	-	108	286.22	
92	2nd Run	152.68	-	-	2	-	-	-	-	-	-	-	50	-	-	-	2	-	-	2	50	-	-	-	-	-	106	258.68	
101	102	RUIZ PRADO Jaime	CHI	303.42																				+218.73					
101	1st Run	189.42	2	2	-	-	2	-	-	2	-	-	-	-	-	2	2	-	-	2	-	-	-	50	50	-	114	303.42	
96	2nd Run	170.94	-	-	-	-	-	50	2	-	2	-	-	2	50	50	-	-	50	-	-	-	-	-	-	50	256	426.94	
102	96	RADZI Ismadi	MAS	593.56																				+508.87					
102	1st Run	133.56	-	50	50	-	-	-	2	50	-	-	50	50	50	50	2	50	-	-	2	2	-	-	-	2	50	460	593.56
98	2nd Run	191.85	-	2	2	-	-	-	-	50	50	50	50	50	-	50	50	-	2	50	2	50	50	50	50	50	50	708	899.85
100	--	---																											
	1st Run																											DSQ-C	
	2nd Run																											DSQ-C	

2013 ICF CANOE SLALOM WORLD CHAMPIONSHIPS



Prague CZE

12.09. - 15.09.13

RESULTS LIST								
KAYAK (K1) MEN								
SEMIFINAL								
White Water Centre Prague Troja						13 Sep 2013 Start Time: 16:35		

Rank	Bib No.	Name	Ctry.	Time	Penalty Seconds	Total Time	Behind	ICF Points
1	6	AIGNER Hannes	GER	95.42	0	95.42	0.00	10.00
2	7	POLACZYK Mateusz	POL	96.13	0	96.13	+0.71	11.12
3	13	HERNANZ Samuel	ESP	96.78	0	96.78	+1.36	12.14
4	16	LEFEVRE Fabien	USA	96.85	0	96.85	+1.43	12.25
5	9	HRADILEK Vavrinec	CZE	97.34	0	97.34	+1.92	13.02
6	40	CLARKE Joseph	GBR	97.64	0	97.64	+2.22	13.49
7	11	PRSKAVEC Jiri	CZE	97.79	0	97.79	+2.37	13.73
8	3	DOERFLER Fabian	GER	98.13	0	98.13	+2.71	14.26
9	22	DE GENNARO Giovanni	ITA	94.39	4	98.39	+2.97	14.67
10	31	BERSINGER Thomas	ARG	98.45	0	98.45	+3.03	14.76
11	8	NEVEU Boris	FRA	96.80	2	98.80	+3.38	15.31
12	12	KURT Michael	SUI	98.95	0	98.95	+3.53	15.55
13	14	POPIELA Dariusz	POL	97.75	2	99.75	+4.33	16.81
14	1	DAILLE Etienne	FRA	100.15	0	100.15	+4.73	17.44
15	19	VONDRA Jan	CZE	98.32	2	100.32	+4.90	17.70
16	36	FORSYTHE William	AUS	100.69	0	100.69	+5.27	18.28
17	44	MERRITT Jaxon	AUS	96.77	4	100.77	+5.35	18.41
18	4	KAUZER Peter	SLO	99.57	2	101.57	+6.15	19.67
19	27	HEURTEAU Ciaran	IRL	99.68	2	101.68	+6.26	19.84
20	21	ROMEO Andrea	ITA	99.92	2	101.92	+6.50	20.22
21	24	OBLINGER Helmut	AUT	102.05	0	102.05	+6.63	20.42
22	5	MOLMENTI Daniele	ITA	102.12	0	102.12	+6.70	20.53
23	17	ALBREHT Martin	SLO	102.42	0	102.42	+7.00	21.00
24	18	BIAZZO Mathieu	FRA	99.79	4	103.79	+8.37	23.16
25	28	EIGEL Pavel	RUS	99.97	4	103.97	+8.55	23.44
26	42	POWELL Richard	USA	100.06	4	104.06	+8.64	23.58
27	25	SAJBIDOR Jan	SVK	104.47	0	104.47	+9.05	24.23
28	38	HAYWARD Ben	CAN	98.96	6	104.96	+9.54	25.00
29	34	NATMESSNIG Herwig	AUT	103.06	2	105.06	+9.64	25.15
30	29	DAWSON Michael	NZL	105.16	0	105.16	+9.74	25.31
31	35	HOUNSLOW Richard	GBR	101.39	6	107.39	+11.97	28.82
32	32	RHEINISCH Eoin	IRL	100.22	12	112.22	+16.80	36.41
33	26	DOBY Mathieu	BEL	104.26	8	112.26	+16.84	36.47
34	33	HASTINGS John	CAN	108.43	4	112.43	+17.01	36.74
35	2	SCHUBERT Sebastian	GER	95.93	50	145.93	+50.51	89.40
36	10	DELFOUR Lucien	AUS	95.11	52	147.11	+51.69	91.26
37	41	DA SILVA Pedro	BRA	101.81	52	153.81	+58.39	101.79
38	23	BRUS Simon	SLO	101.14	54	155.14	+59.72	103.88
39	30	SMOLEN Michal	USA	97.24	102	199.24	+103.82	173.20
	20	CRESPO Joan	ESP	97.54	56	DSQ-R	+58.12	

Chief Judge

PRONO Jean Michel

2013 ICF CANOE SLALOM WORLD CHAMPIONSHIPS



Prague CZE

12.09. - 15.09.13



RACE ANALYSIS KAYAK (K1) MEN SEMIFINAL

White Water Centre Prague Troja

13 Sep 2013 Start Time: 16:35

Rk	Bib No.	Name	Ctry.	Total Time	Behind																							
Phase	Time	1	2	3	4	5	6	7	8	9	10	11	12	13	14	15	16	17	18	19	20	21	22	23	24	25	Pen.	Total
1	6	AIGNER Hannes	GER	95.42	0.00																							
1	Semifinal	95.42	-	-	-	-	-	-	-	-	-	-	-	-	-	-	-	-	-	-	-	-	-	-	-	-	0	95.42
2	7	POLACZYK Mateusz	POL	96.13	+0.71																							
2	Semifinal	96.13	-	-	-	-	-	-	-	-	-	-	-	-	-	-	-	-	-	-	-	-	-	-	-	-	0	96.13
3	13	HERNANZ Samuel	ESP	96.78	+1.36																							
3	Semifinal	96.78	-	-	-	-	-	-	-	-	-	-	-	-	-	-	-	-	-	-	-	-	-	-	-	-	0	96.78
4	16	LEFEVRE Fabien	USA	96.85	+1.43																							
4	Semifinal	96.85	-	-	-	-	-	-	-	-	-	-	-	-	-	-	-	-	-	-	-	-	-	-	-	-	0	96.85
5	9	HRADILEK Vavrinec	CZE	97.34	+1.92																							
5	Semifinal	97.34	-	-	-	-	-	-	-	-	-	-	-	-	-	-	-	-	-	-	-	-	-	-	-	-	0	97.34
6	40	CLARKE Joseph	GBR	97.64	+2.22																							
6	Semifinal	97.64	-	-	-	-	-	-	-	-	-	-	-	-	-	-	-	-	-	-	-	-	-	-	-	-	0	97.64
7	11	PRSKAVEC Jiri	CZE	97.79	+2.37																							
7	Semifinal	97.79	-	-	-	-	-	-	-	-	-	-	-	-	-	-	-	-	-	-	-	-	-	-	-	-	0	97.79
8	3	DOERFLER Fabian	GER	98.13	+2.71																							
8	Semifinal	98.13	-	-	-	-	-	-	-	-	-	-	-	-	-	-	-	-	-	-	-	-	-	-	-	-	0	98.13
9	22	DE GENNARO Giovanni	ITA	98.39	+2.97																							
9	Semifinal	94.39	2	-	-	-	-	-	-	-	2	-	-	-	-	-	-	-	-	-	-	-	-	-	-	-	4	98.39
10	31	BERSINGER Thomas	ARG	98.45	+3.03																							
10	Semifinal	98.45	-	-	-	-	-	-	-	-	-	-	-	-	-	-	-	-	-	-	-	-	-	-	-	-	0	98.45
11	8	NEVEU Boris	FRA	98.80	+3.38																							
11	Semifinal	96.80	-	-	-	-	-	-	-	-	2	-	-	-	-	-	-	-	-	-	-	-	-	-	-	-	2	98.80
12	12	KURT Michael	SUI	98.95	+3.53																							
12	Semifinal	98.95	-	-	-	-	-	-	-	-	-	-	-	-	-	-	-	-	-	-	-	-	-	-	-	-	0	98.95
13	14	POPIELA Dariusz	POL	99.75	+4.33																							
13	Semifinal	97.75	-	-	-	-	-	-	-	-	2	-	-	-	-	-	-	-	-	-	-	-	-	-	-	-	2	99.75
14	1	DAILLE Etienne	FRA	100.15	+4.73																							
14	Semifinal	100.15	-	-	-	-	-	-	-	-	-	-	-	-	-	-	-	-	-	-	-	-	-	-	-	-	0	100.15
15	19	VONDRA Jan	CZE	100.32	+4.90																							
15	Semifinal	98.32	-	-	-	-	-	-	-	-	-	-	-	-	-	-	-	-	-	-	2	-	-	-	-	-	2	100.32
16	36	FORSYTHE William	AUS	100.69	+5.27																							
16	Semifinal	100.69	-	-	-	-	-	-	-	-	-	-	-	-	-	-	-	-	-	-	-	-	-	-	-	-	0	100.69
17	44	MERRITT Jaxon	AUS	100.77	+5.35																							
17	Semifinal	96.77	-	-	-	-	-	-	-	-	-	-	-	-	-	-	2	-	-	-	-	2	-	-	-	-	4	100.77
18	4	KAUZER Peter	SLO	101.57	+6.15																							
18	Semifinal	99.57	-	-	-	-	-	-	-	-	2	-	-	-	-	-	-	-	-	-	-	-	-	-	-	-	2	101.57
19	27	HEURTEAU Ciaran	IRL	101.68	+6.26																							
19	Semifinal	99.68	-	-	-	-	-	-	-	-	-	-	-	-	-	-	2	-	-	-	-	-	-	-	-	-	2	101.68

2013 ICF CANOE SLALOM WORLD CHAMPIONSHIPS



Prague CZE

12.09. - 15.09.13



RACE ANALYSIS KAYAK (K1) MEN SEMIFINAL

White Water Centre Prague Troja

13 Sep 2013 Start Time: 16:35

Rk	Bib No.	Name	Ctry.	Total Time	Behind																							
Phase	Time	1	2	3	4	5	6	7	8	9	10	11	12	13	14	15	16	17	18	19	20	21	22	23	24	25	Pen.	Total
20	21	ROMEO Andrea	ITA	101.92	+6.50																							
20	Semifinal	99.92	-	-	-	-	-	-	-	-	-	-	-	-	-	-	-	-	-	-	-	-	-	-	2	-	2	101.92
21	24	OBLINGER Helmut	AUT	102.05	+6.63																							
21	Semifinal	102.05	-	-	-	-	-	-	-	-	-	-	-	-	-	-	-	-	-	-	-	-	-	-	-	-	0	102.05
22	5	MOLMENTI Daniele	ITA	102.12	+6.70																							
22	Semifinal	102.12	-	-	-	-	-	-	-	-	-	-	-	-	-	-	-	-	-	-	-	-	-	-	-	-	0	102.12
23	17	ALBREHT Martin	SLO	102.42	+7.00																							
23	Semifinal	102.42	-	-	-	-	-	-	-	-	-	-	-	-	-	-	-	-	-	-	-	-	-	-	-	-	0	102.42
24	18	BIAZZO Mathieu	FRA	103.79	+8.37																							
24	Semifinal	99.79	-	-	-	2	-	-	-	-	-	-	-	-	-	-	-	-	-	-	-	-	-	-	2	-	4	103.79
25	28	EIGEL Pavel	RUS	103.97	+8.55																							
25	Semifinal	99.97	-	-	-	-	-	-	-	-	-	-	-	-	-	-	-	-	2	-	2	-	-	-	-	-	4	103.97
26	42	POWELL Richard	USA	104.06	+8.64																							
26	Semifinal	100.06	-	-	-	-	-	-	-	-	2	-	-	-	-	-	-	-	-	-	-	2	-	-	-	-	4	104.06
27	25	SAJBIDOR Jan	SVK	104.47	+9.05																							
27	Semifinal	104.47	-	-	-	-	-	-	-	-	-	-	-	-	-	-	-	-	-	-	-	-	-	-	-	-	0	104.47
28	38	HAYWARD Ben	CAN	104.96	+9.54																							
28	Semifinal	98.96	-	-	-	-	-	-	-	2	-	-	-	-	-	-	-	-	-	-	-	2	-	-	-	2	6	104.96
29	34	NATMESSNIG Herwig	AUT	105.06	+9.64																							
29	Semifinal	103.06	-	-	-	-	-	-	-	-	-	-	-	-	-	-	2	-	-	-	-	-	-	-	-	-	2	105.06
30	29	DAWSON Michael	NZL	105.16	+9.74																							
30	Semifinal	105.16	-	-	-	-	-	-	-	-	-	-	-	-	-	-	-	-	-	-	-	-	-	-	-	-	0	105.16
31	35	HOUNSLOW Richard	GBR	107.39	+11.97																							
31	Semifinal	101.39	-	-	-	-	-	2	-	-	-	-	-	-	-	-	-	-	-	2	-	-	2	-	-	-	6	107.39
32	32	RHEINISCH Eoin	IRL	112.22	+16.80																							
32	Semifinal	100.22	-	-	-	-	2	-	2	2	2	-	-	-	-	2	2	-	-	-	-	-	-	-	-	-	12	112.22
33	26	DOBY Mathieu	BEL	112.26	+16.84																							
33	Semifinal	104.26	-	-	-	2	-	-	2	-	2	-	-	-	-	-	-	-	-	-	-	-	-	2	-	-	8	112.26
34	33	HASTINGS John	CAN	112.43	+17.01																							
34	Semifinal	108.43	-	-	-	-	-	-	-	-	2	-	-	-	-	-	-	-	-	-	-	2	-	-	-	-	4	112.43
35	2	SCHUBERT Sebastian	GER	145.93	+50.51																							
35	Semifinal	95.93	-	-	-	-	-	-	-	-	-	-	-	-	-	-	-	-	-	-	-	-	-	-	50	-	50	145.93
36	10	DELFOUR Lucien	AUS	147.11	+51.69																							
36	Semifinal	95.11	-	-	-	-	-	-	-	2	-	-	-	-	-	-	-	-	-	-	-	50	-	-	-	-	52	147.11
37	41	DA SILVA Pedro	BRA	153.81	+58.39																							
37	Semifinal	101.81	-	-	-	-	-	-	-	2	50	-	-	-	-	-	-	-	-	-	-	-	-	-	-	-	52	153.81
38	23	BRUS Simon	SLO	155.14	+59.72																							
38	Semifinal	101.14	-	-	-	-	-	-	-	-	-	-	-	2	-	-	50	2	-	-	-	-	-	-	-	-	54	155.14

2013 ICF CANOE SLALOM WORLD CHAMPIONSHIPS



Prague CZE

12.09. - 15.09.13



White Water Centre Prague Troja		RACE ANALYSIS KAYAK (K1) MEN SEMIFINAL	13 Sep 2013 Start Time: 16:35
---------------------------------	--	---	-------------------------------

Rk	Bib No.	Name	Ctry.															Total Time	Behind									
Phase	Time	1	2	3	4	5	6	7	8	9	10	11	12	13	14	15	16	17	18	19	20	21	22	23	24	25	Pen.	Total
39	30	SMOLEN Michal	USA															199.24	+103.82									
39	Semifinal	97.24	-	-	-	-	-	-	-	-	-	-	-	-	-	-	50	2	-	-	-	50	-	-	-	-	102	199.24
20	20	CRESPO Joan	ESP																+58.12									
	Semifinal	97.54	-	-	-	-	-	2	-	-	50	-	-	-	-	-	2	-	-	-	-	2	-	-	-	-	56	DSQ-R




2013 ICF CANOE SLALOM WORLD CHAMPIONSHIPS Prague CZE



12.09. - 15.09.13

White Water Centre Prague Troja		RESULTS LIST KAYAK (K1) MEN FINAL	14 Sep 2013 Start Time: 13:32
---------------------------------	--	--	-------------------------------

Rank	Bib No.	Name	Ctry.	Time	Penalty Seconds	Total Time	Behind	ICF Points
1	9	HRADILEK Vavrinec	CZE	92.52	2	94.52	0.00	0.00
2	11	PRSKAVEC Jiri	CZE	95.90	0	95.90	+1.38	2.19
3	7	POLACZYK Mateusz	POL	95.98	0	95.98	+1.46	2.32
4	16	LEFEVRE Fabien	USA	95.56	2	97.56	+3.04	4.82
5	6	AIGNER Hannes	GER	96.45	4	100.45	+5.93	9.41
6	40	CLARKE Joseph	GBR	97.07	4	101.07	+6.55	10.39
7	13	HERNANZ Samuel	ESP	99.24	4	103.24	+8.72	13.84
8	31	BERSINGER Thomas	ARG	104.18	0	104.18	+9.66	15.33
9	3	DOERFLER Fabian	GER	95.46	52	147.46	+52.94	84.01
10	22	DE GENNARO Giovanni	ITA	97.73	56	153.73	+59.21	93.96

Chief Judge

PRONO Jean Michel

2013 ICF CANOE SLALOM WORLD CHAMPIONSHIPS



Prague CZE

12.09. - 15.09.13



RACE ANALYSIS	
KAYAK (K1) MEN	
FINAL	
White Water Centre Prague Troja	
14 Sep 2013 Start Time: 13:32	

Rk	Bib No.	Name	Ctry.	Total Time	Behind																								
	Phase	Time	1	2	3	4	5	6	7	8	9	10	11	12	13	14	15	16	17	18	19	20	21	22	23	24	25	Pen.	Total
1	9	HRADILEK Vavrinec	CZE	94.52																									
1	Final	92.52	-	-	-	2	-	-	-	-	-	-	-	-	-	-	-	-	-	-	-	-	-	-	-	-	-	2	94.52
2	11	PRSKAVEC Jiri	CZE	95.90																									
2	Final	95.90	-	-	-	-	-	-	-	-	-	-	-	-	-	-	-	-	-	-	-	-	-	-	-	-	-	0	95.90
3	7	POLACZYK Mateusz	POL	95.98																									
3	Final	95.98	-	-	-	-	-	-	-	-	-	-	-	-	-	-	-	-	-	-	-	-	-	-	-	-	-	0	95.98
4	16	LEFEVRE Fabien	USA	97.56																									
4	Final	95.56	-	-	-	-	-	-	-	-	-	-	-	-	-	-	-	-	2	-	-	-	-	-	-	-	-	2	97.56
5	6	AIGNER Hannes	GER	100.45																									
5	Final	96.45	-	-	-	-	-	-	-	-	-	-	-	2	-	-	-	-	-	-	-	-	-	2	-	-	4	100.45	
6	40	CLARKE Joseph	GBR	101.07																									
6	Final	97.07	-	-	-	-	-	-	-	-	2	-	-	-	-	-	-	-	-	-	-	-	2	-	-	-	4	101.07	
7	13	HERNANZ Samuel	ESP	103.24																									
7	Final	99.24	-	-	-	2	-	-	-	-	-	-	-	-	-	-	-	-	-	-	-	-	-	2	-	-	4	103.24	
8	31	BERSINGER Thomas	ARG	104.18																									
8	Final	104.18	-	-	-	-	-	-	-	-	-	-	-	-	-	-	-	-	-	-	-	-	-	-	-	-	0	104.18	
9	3	DOERFLER Fabian	GER	147.46																									
9	Final	95.46	-	-	-	50	-	-	-	-	-	-	-	-	-	-	-	-	2	-	-	-	-	-	-	-	52	147.46	
10	22	DE GENNARO Giovanni	ITA	153.73																									
10	Final	97.73	-	-	2	-	-	-	-	-	-	-	2	-	-	-	-	2	-	-	-	-	-	-	-	50	56	153.73	

2013 ICF CANOE SLALOM WORLD CHAMPIONSHIPS



Prague CZE

12.09. - 15.09.13



RESULTS LIST									
KAYAK (K1) MEN TEAMS									
FINAL									
White Water Centre Prague Troja							14 Sep 2013 Start Time: 16:27		
Rank	Bib No.	Name	Ctry.	Time	Penalty Seconds	Total Time	Behind		
1	3	Italy 3A MOLMENTI Daniele 3B ROMEO Andrea	ITA	107.60	2 3C DE GENNARO Giovanni	109.60	0.00		
2	24	Poland 24A POLACZYK Grzegorz 24B POLACZYK Mateusz	POL	109.10	2 24C POPIELA Dariusz	111.10	+1.50		
3	2	France 2A NEVEU Boris 2B DAILLE Etienne	FRA	106.12	6 2C BIAZZO Mathieu	112.12	+2.52		
4	5	Czech Republic 5A PRSKAVEC Jiri 5B HRADILEK Vavrinec	CZE	108.90	4 5C VONDRA Jan	112.90	+3.30		
5	6	Great Britain 6A CLARKE Joseph 6B HOUNSLOW Richard	GBR	111.94	2 6C SWETNAM Huw	113.94	+4.34		
6	14	Slovenia 14A KAUZER Peter 14B ALBREHT Martin	SLO	112.81	4 14C BRUS Simon	116.81	+7.21		
7	1	Germany 1A SCHUBERT Sebastian 1B DOERFLER Fabian	GER	111.45	6 1C AIGNER Hannes	117.45	+7.85		
8	19	Australia 19A DELFOUR Lucien 19B FORSYTHE William	AUS	110.83	10 19C MERRITT Jaxon	120.83	+11.23		
9	9	United States of America 9A LEFEVRE Fabien 9B POWELL Richard	USA	111.16	10 9C SMOLEN Michal	121.16	+11.56		
10	8	Canada 8A FORD David 8B HASTINGS John	CAN	117.80	4 8C HAYWARD Ben	121.80	+12.20		
11	12	Spain 12A CRESPO Joan 12B HERNANZ Samuel	ESP	112.22	10 12C LAVAQUIOL Bernat	122.22	+12.62		
12	4	Austria 4A OBLINGER Helmut 4B NATMESSNIG Herwig	AUT	114.96	10 4C LANGER Andreas	124.96	+15.36		
13	23	Russia 23A EIGEL Pavel 23B GUBENKO Nikita	RUS	120.33	6 23C PROZHERIN Artem	126.33	+16.73		
14	18	Japan 18A ADACHI Kazuya 18B YOSHIDA Taku	JPN	116.51	12 18C KANAYA Tohru	128.51	+18.91		
15	17	Croatia 17A MULIC Dinko 17B MRKOCI Marko	CRO	125.60	10 17C KARAMARKO Filip	135.60	+26.00		
16	7	Netherlands 7A HERMANS Maarten 7B HERMANS Dirk	NED	126.76	12 7C TEUNISSEN Marnix	138.76	+29.16		
17	16	Slovakia 16A SAJBIDOR Jan 16B HALCIN Martin	SVK	115.28	58 16C GRIGAR Jakub	173.28	+63.68		
18	10	Brazil 10A DA SILVA Pedro 10B MACHADO Joao	BRA	123.20	60 10C MARTINS TAQUES Ricardo	183.20	+73.60		
19	11	Latvia 11A STANOVSKY Samuel 11B CELMINS Ritvars	LAT	140.95	76 11C PAKERS Kaspars	216.95	+107.35		
20	21	Ukraine 21A SIDENKO Oleksii 21B PESTOV Ruslan	UKR	160.09	126 21C TSVIET Igor	286.09	+176.49		
21	25	Korea 25A KIM Hyun Soo 25B LEE Jeong-Hyeon	KOR	214.12	80 25C SONG Min Hyeung	294.12	+184.52		
22	26	Former Yug Rep Macedonia 26A STEFANOVSKI Igor 26B DELIEV Ivan	MKD	141.20	214 26C SPASIKJ Ljubomir	355.20	+245.60		

2013 ICF CANOE SLALOM WORLD CHAMPIONSHIPS



Prague


CZE

12.09. - 15.09.13



RESULTS LIST							
KAYAK (K1) MEN TEAMS							
FINAL							
White Water Centre Prague Troja				14 Sep 2013 Start Time: 16:27			

Rank	Bib No.	Name	Ctry.	Time	Penalty Seconds	Total Time	Behind
23	15	Argentina	ARG	142.11	214	356.11	+246.51
		15A BERSINGER Thomas					
24	22	Venezuela	VEN	208.30	186	394.30	+284.70
		22A CASTILLA Hector					
25	20	Chile	CHI	195.45	422	617.45	+507.85
		20A ECHEVERRIA OLGUIN Andraz					
13	13	Ireland	IRL			DNS	
		13A HEURTEAU Ciaran					
					13C	CURTIS Samuel	

Chief Judge  PRONO Jean Michel

2013 ICF CANOE SLALOM WORLD CHAMPIONSHIPS



Prague CZE

12.09. - 15.09.13

RACE ANALYSIS																											
KAYAK (K1) MEN TEAMS																											
FINAL																											
White Water Centre Prague Troja														14 Sep 2013 Start Time: 16:27													

Rk	Bib No.	Name	Ctry.	Total Time	Behind																							
Phase	Time	1	2	3	4	5	6	7	8	9	10	11	12	13	14	15	16	17	18	19	20	21	22	23	24	25	Pen.	Total
1	3	Italy	ITA	109.60	0.00																							
1	Final	107.60	-	-	-	-	-	-	-	-	-	-	-	-	-	-	-	-	-	-	-	-	-	-	-	-	2	109.60
		3A	-	-	-	-	-	-	-	-	-	-	-	-	-	-	-	-	-	-	-	-	-	-	-	-		MOLMENTI Daniele
		3B	-	-	-	-	-	-	-	-	-	-	-	-	-	-	-	-	-	-	-	-	-	-	-	-		ROMEO Andrea
		3C	-	-	-	-	-	-	-	-	-	-	-	-	-	-	-	-	-	-	-	-	-	-	-	2	DE GENNARO Giovanni	
2	24	Poland	POL	111.10	+1.50																							
2	Final	109.10	-	-	-	-	-	-	-	-	-	-	-	-	-	-	2	-	-	-	-	-	-	-	-	-	2	111.10
		24A	-	-	-	-	-	-	-	-	-	-	-	-	-	-	-	-	-	-	-	-	-	-	-	-		POLACZYK Grzegorz
		24B	-	-	-	-	-	-	-	-	-	-	-	-	-	-	2	-	-	-	-	-	-	-	-	-		POLACZYK Mateusz
		24C	-	-	-	-	-	-	-	-	-	-	-	-	-	-	-	-	-	-	-	-	-	-	-	-		POPIELA Dariusz
3	2	France	FRA	112.12	+2.52																							
3	Final	106.12	-	-	-	2	-	-	-	-	-	2	-	-	-	-	2	-	-	-	-	-	-	-	-	-	6	112.12
		2A	-	-	-	-	-	-	-	-	-	-	-	-	-	-	-	-	-	-	-	-	-	-	-	-		NEVEU Boris
		2B	-	-	-	2	-	-	-	-	-	-	-	-	-	-	-	-	-	-	-	-	-	-	-	-		DAILLE Etienne
		2C	-	-	-	-	-	-	-	-	2	-	-	-	-	-	2	-	-	-	-	-	-	-	-	-		BIAZIZZO Mathieu
4	5	Czech Republic	CZE	112.90	+3.30																							
4	Final	108.90	-	2	-	2	-	-	-	-	-	-	-	-	-	-	-	-	-	-	-	-	-	-	-	-	4	112.90
		5A	-	2	-	-	-	-	-	-	-	-	-	-	-	-	-	-	-	-	-	-	-	-	-	-		PRSKAVEC Jiri
		5B	-	-	-	-	-	-	-	-	-	-	-	-	-	-	-	-	-	-	-	-	-	-	-	-		HRADILEK Vavrinec
		5C	-	-	-	2	-	-	-	-	-	-	-	-	-	-	-	-	-	-	-	-	-	-	-	-		VONDRA Jan
5	6	Great Britain	GBR	113.94	+4.34																							
5	Final	111.94	-	-	-	-	-	-	-	-	-	-	-	-	-	-	2	-	-	-	-	-	-	-	-	-	2	113.94
		6A	-	-	-	-	-	-	-	-	-	-	-	-	-	-	-	-	-	-	-	-	-	-	-	-		CLARKE Joseph
		6B	-	-	-	-	-	-	-	-	-	-	-	-	-	-	-	-	-	-	-	-	-	-	-	-		HOUNSLOW Richard
		6C	-	-	-	-	-	-	-	-	-	-	-	-	-	-	2	-	-	-	-	-	-	-	-	-		SWETNAM Huw
6	14	Slovenia	SLO	116.81	+7.21																							
6	Final	112.81	-	-	-	-	-	-	-	-	-	2	-	-	-	-	-	-	-	-	2	-	-	-	-	-	4	116.81
		14A	-	-	-	-	-	-	-	-	-	-	-	-	-	-	-	-	-	-	-	-	-	-	-	-		KAUZER Peter
		14B	-	-	-	-	-	-	-	-	-	-	-	-	-	-	-	-	-	-	-	-	-	-	-	-		ALBREHT Martin
		14C	-	-	-	-	-	-	-	-	2	-	-	-	-	-	-	-	-	-	2	-	-	-	-	-		BRUS Simon
7	1	Germany	GER	117.45	+7.85																							
7	Final	111.45	-	-	-	-	-	-	-	-	2	-	-	2	-	-	-	-	2	-	-	-	-	-	-	-	6	117.45
		1A	-	-	-	-	-	-	-	-	2	-	-	-	-	-	-	-	-	-	-	-	-	-	-	-		SCHUBERT Sebastia
		1B	-	-	-	-	-	-	-	-	-	-	2	-	-	-	-	-	2	-	-	-	-	-	-	-		DOERFLER Fabian
		1C	-	-	-	-	-	-	-	-	-	-	-	-	-	-	-	-	-	-	-	-	-	-	-	-		AIGNER Hannes

2013 ICF CANOE SLALOM WORLD CHAMPIONSHIPS



Prague CZE

12.09. - 15.09.13



RACE ANALYSIS																											
KAYAK (K1) MEN TEAMS																											
FINAL																											
White Water Centre Prague Troja														14 Sep 2013 Start Time: 16:27													

Rk	Bib No.	Name	Ctry.	Total Time																				Behind				
Phase	Time	1	2	3	4	5	6	7	8	9	10	11	12	13	14	15	16	17	18	19	20	21	22	23	24	25	Pen.	Total
8	19	Australia	AUS	120.83																				+11.23				
8	Final	110.83	-	2	-	-	-	2	-	-	-	-	-	-	-	-	4	-	-	-	2	-	-	-	-	-	10	120.83
		19A	-	-	-	-	2	-	-	-	-	-	-	-	-	-	-	-	-	-	-	-	-	-	-	-		DELFOUR Lucien
		19B	-	2	-	-	-	-	-	-	-	-	-	-	-	-	2	-	-	-	-	-	-	-	-	-		FORSYTHE William
		19C	-	-	-	-	-	-	-	-	-	-	-	-	-	-	2	-	-	-	2	-	-	-	-	-		MERRITT Jaxon
9	9	United States of America	USA	121.16																				+11.56				
9	Final	111.16	-	-	-	-	-	-	-	2	-	-	-	-	-	2	-	2	-	-	-	2	-	-	2	-	10	121.16
		9A	-	-	-	-	-	-	-	2	-	-	-	-	-	-	-	-	-	-	-	-	-	-	-	-		LEFEVRE Fabien
		9B	-	-	-	-	-	-	-	-	-	-	-	-	-	-	-	-	-	-	-	-	-	-	-	-		POWELL Richard
		9C	-	-	-	-	-	-	-	-	-	-	-	-	-	2	-	2	-	-	-	2	-	-	2	-		SMOLEN Michal
10	8	Canada	CAN	121.80																				+12.20				
10	Final	117.80	-	-	-	-	2	-	-	-	-	-	-	-	-	-	-	-	-	-	-	-	-	-	2	-	4	121.80
		8A	-	-	-	-	-	-	-	-	-	-	-	-	-	-	-	-	-	-	-	-	-	-	2	-		FORD David
		8B	-	-	-	-	-	-	-	-	-	-	-	-	-	-	-	-	-	-	-	-	-	-	-	-		HASTINGS John
		8C	-	-	-	-	2	-	-	-	-	-	-	-	-	-	-	-	-	-	-	-	-	-	-	-		HAYWARD Ben
11	12	Spain	ESP	122.22																				+12.62				
11	Final	112.22	-	2	-	-	-	2	-	-	2	2	-	-	-	-	-	-	-	-	2	-	-	-	-	-	10	122.22
		12A	-	2	-	-	-	-	-	2	-	-	-	-	-	-	-	-	-	-	-	2	-	-	-	-		CRESPO Joan
		12B	-	-	-	-	-	-	-	-	-	-	-	-	-	-	-	-	-	-	-	-	-	-	-	-		HERNANZ Samuel
		12C	-	-	-	-	-	2	-	-	2	-	-	-	-	-	-	-	-	-	-	-	-	-	-	-		LAVAQUIOL Bernat
12	4	Austria	AUT	124.96																				+15.36				
12	Final	114.96	-	-	-	-	-	-	-	2	-	-	-	-	-	2	4	-	-	-	2	-	-	-	-	-	10	124.96
		4A	-	-	-	-	-	-	-	-	-	-	-	-	-	-	-	-	-	-	-	-	-	-	-	-		OBLINGER Helmut
		4B	-	-	-	-	-	-	-	-	2	-	-	-	-	2	2	-	-	-	2	-	-	-	-	-		NATMESSNIG Herwig
		4C	-	-	-	-	-	-	-	-	-	-	-	-	-	2	-	-	-	-	-	-	-	-	-	-		LANGER Andreas
13	23	Russia	RUS	126.33																				+16.73				
13	Final	120.33	-	-	-	-	-	2	-	-	-	-	-	-	-	2	-	-	-	-	-	-	-	-	2	-	6	126.33
		23A	-	-	-	-	-	-	-	-	-	-	-	-	-	-	-	-	-	-	-	-	-	-	2	-		EIGEL Pavel
		23B	-	-	-	-	-	-	-	-	-	-	-	-	-	-	-	-	-	-	-	-	-	-	-	-		GUBENKO Nikita
		23C	-	-	-	-	-	2	-	-	-	-	-	-	-	2	-	-	-	-	-	-	-	-	-	-		PROZHERIN Artem
14	18	Japan	JPN	128.51																				+18.91				
14	Final	116.51	-	-	-	4	-	-	-	2	-	-	2	2	-	-	-	-	-	-	2	-	-	-	-	-	12	128.51
		18A	-	-	-	-	-	-	-	2	-	-	2	-	-	-	-	-	-	-	-	-	-	-	-	-		ADACHI Kazuya
		18B	-	-	-	2	-	-	-	-	-	-	-	-	-	-	-	-	-	-	2	-	-	-	-	-		YOSHIDA Taku
		18C	-	-	-	2	-	-	-	-	-	2	-	-	-	-	-	-	-	-	-	-	-	-	-	-		KANAYA Tohru

2013 ICF CANOE SLALOM WORLD CHAMPIONSHIPS



Prague CZE

12.09. - 15.09.13

RACE ANALYSIS																											
KAYAK (K1) MEN TEAMS																											
FINAL																											
White Water Centre Prague Troja														14 Sep 2013 Start Time: 16:27													

Rk	Bib No.	Name	Ctry.	Total Time																				Behind				
Phase	Time	1	2	3	4	5	6	7	8	9	10	11	12	13	14	15	16	17	18	19	20	21	22	23	24	25	Pen.	Total
15	17	Croatia	CRO	135.60																				+26.00				
15	Final	125.60	-	-	-	-	-	2	-	-	-	2	-	-	-	2	-	-	-	-	2	-	2	-	-	-	10	135.60
		17A	-	-	-	-	-	-	-	-	-	-	-	-	-	-	-	-	-	-	-	-	-	-	-	-		MULIC Dinko
		17B	-	-	-	-	-	2	-	-	-	2	-	-	-	-	-	-	-	-	-	-	2	-	-	-		MRKOCI Marko
		17C	-	-	-	-	-	-	-	-	-	-	-	-	2	-	-	-	-	-	-	2	-	-	-	-		KARAMARKO Filip
16	7	Netherlands	NED	138.76																				+29.16				
16	Final	126.76	-	-	-	2	-	-	-	-	2	-	2	-	-	-	2	2	-	-	2	-	-	-	-	-	12	138.76
		7A	-	-	-	-	-	-	-	-	-	-	-	-	-	-	-	-	-	-	-	-	-	-	-	-		HERMANS Maarten
		7B	-	-	-	2	-	-	-	-	2	-	-	-	-	-	-	-	-	-	2	-	-	-	-	-		HERMANS Dirk
		7C	-	-	-	-	-	-	-	-	-	2	-	-	-	-	2	2	-	-	-	-	-	-	-	-		TEUNISSEN Marnix
17	16	Slovakia	SVK	173.28																				+63.68				
17	Final	115.28	-	-	-	4	-	-	-	-	-	2	-	-	2	50	-	-	-	-	-	-	-	-	-	58	173.28	
		16A	-	-	-	-	-	-	-	-	-	-	-	-	-	2	-	-	-	-	-	-	-	-	-	-		SAJBIDOR Jan
		16B	-	-	-	2	-	-	-	-	-	-	-	-	-	-	-	-	-	-	-	-	-	-	-	-		HALCIN Martin
		16C	-	-	-	2	-	-	-	-	-	2	-	-	-	50	-	-	-	-	-	-	-	-	-	-		GRIGAR Jakub
18	10	Brazil	BRA	183.20																				+73.60				
18	Final	123.20	-	2	-	-	4	2	-	-	-	2	-	-	-	-	-	-	-	-	-	-	-	-	50	-	60	183.20
		10A	-	2	-	-	2	2	-	-	-	-	-	-	-	-	-	-	-	-	-	-	-	-	-	-		DA SILVA Pedro
		10B	-	-	-	-	2	-	-	-	-	-	-	-	-	-	-	-	-	-	-	-	-	-	50	-		MACHADO Joao
		10C	-	-	-	-	-	-	-	-	-	2	-	-	-	-	-	-	-	-	-	-	-	-	-	-		MARTINS TAQUES Ricardo
19	11	Latvia	LAT	216.95																				+107.35				
19	Final	140.95	-	-	2	-	-	2	-	-	-	6	-	-	2	-	2	4	2	-	-	52	2	-	-	2	76	216.95
		11A	-	-	-	-	-	2	-	-	-	2	-	-	2	-	2	-	-	-	2	-	-	-	2	-		STANOVSKY Samuel
		11B	-	-	-	-	-	-	-	-	-	2	-	-	-	2	-	-	-	-	50	-	-	-	-	-		CELMINS Ritvars
		11C	-	-	2	-	-	-	-	-	-	2	-	-	-	2	2	-	-	-	2	-	-	-	-	-		PAKERS Kaspars
20	21	Ukraine	UKR	286.09																				+176.49				
20	Final	160.09	-	2	-	-	-	-	-	2	-	2	-	50	-	2	4	-	52	2	2	4	2	-	2	-	126	286.09
		21A	-	2	-	-	-	-	-	2	-	-	-	-	2	2	-	50	-	-	2	2	-	-	-	-		SIDENKO Oleksii
		21B	-	-	-	-	-	-	-	-	2	-	50	-	2	-	2	2	2	2	2	2	-	-	-	-		PESTOV Ruslan
		21C	-	-	-	-	-	-	-	-	-	-	-	-	-	-	-	-	-	-	-	-	-	-	2	-		TSVIET Igor
21	25	Korea	KOR	294.12																				+184.52				
21	Final	214.12	2	4	-	2	-	-	-	-	4	2	-	2	-	2	-	2	2	-	52	-	2	-	4	-	80	294.12
		25A	-	2	-	-	-	-	-	-	2	-	-	-	2	-	-	-	-	-	50	-	-	-	2	-		KIM Hyun Soo
		25B	2	2	-	-	-	-	-	-	2	-	-	2	-	-	-	-	-	-	-	-	-	-	-	-		LEE Jeong-Hyeon
		25C	-	-	-	2	-	-	-	-	2	-	-	-	-	-	-	-	-	2	-	2	-	2	-	-		SONG Min Hyeung

2013 ICF CANOE SLALOM WORLD CHAMPIONSHIPS



Prague CZE

12.09. - 15.09.13



RACE ANALYSIS KAYAK (K1) MEN TEAMS FINAL																											
White Water Centre Prague Troja														14 Sep 2013 Start Time: 16:27													

Rk	Bib No.	Name	Ctry.	Total Time																				Behind					
Phase	Time	1	2	3	4	5	6	7	8	9	10	11	12	13	14	15	16	17	18	19	20	21	22	23	24	25	Pen.	Total	
22 26 Former Yug Rep Macedonia MKD 355.20 +245.60																													
22	Final	141.20	-	-	-	-	-	2	-	-	-	4	2	-	-	-	50	2	-	-	-	100	50	-	-	4	-	214	355.20
	26A		-	-	-	-	-	-	-	-	2	-	-	-	-	50	2	-	-	-	-	50	-	-	-	2	-	STEFANOVSKI Igor	
	26B		-	-	-	-	-	2	-	-	-	-	-	-	-	-	-	-	-	-	-	-	50	-	-	-	-	DELIEV Ivan	
	26C		-	-	-	-	-	-	-	-	-	2	2	-	-	-	-	-	-	-	-	50	-	-	-	2	-	SPASIKJ Ljubomir	
23 15 Argentina ARG 356.11 +246.51																													
23	Final	142.11	-	-	-	-	-	50	-	-	50	-	-	-	2	2	2	102	2	-	-	-	-	2	2	-	214	356.11	
	15A		-	-	-	-	-	-	-	-	-	-	-	-	-	-	-	2	-	-	-	-	-	-	-	-	BERSINGER Thomas		
	15B		-	-	-	-	-	-	-	-	-	-	-	-	-	-	-	50	2	-	-	-	-	2	-	-	CORDERO Matias		
	15C		-	-	-	-	-	50	-	-	50	-	-	-	2	2	2	50	-	-	-	-	-	-	2	-	ROSSI Sebastian		
24 22 Venezuela VEN 394.30 +284.70																													
24	Final	208.30	-	2	-	2	-	4	-	50	2	6	-	-	2	2	4	2	4	-	-	50	-	2	-	52	2	186	394.30
	22A		-	2	-	-	-	2	-	-	-	2	-	-	2	-	-	-	2	-	-	50	-	-	-	2	-	CASTILLA Hector	
	22B		-	-	-	2	-	-	-	-	-	2	-	-	-	-	2	-	2	-	-	-	-	-	-	-	2	PEREZ Alexis	
	22C		-	-	-	-	-	2	-	50	2	2	-	-	-	2	2	2	-	-	-	-	-	2	-	50	-	MILLAN Hector	
25 20 Chile CHI 617.45 +507.85																													
25	Final	195.45	2	2	-	2	2	-	-	2	2	50	100	52	-	2	50	50	50	2	2	50	-	-	-	2	-	422	617.45
	20A		2	2	-	2	-	-	-	-	50	50	-	-	2	50	50	-	-	2	-	-	-	-	-	2	-	ECHEVERRIA OLGUIN Andraz	
	20B		-	-	-	2	-	-	-	-	-	-	50	-	-	-	-	-	-	2	-	-	-	-	-	-	-	RUIZ PRADO Jaime	
	20C		-	-	-	-	-	-	2	2	-	50	2	-	-	-	-	-	50	-	-	50	-	-	-	-	-	OLGUIN HENRIQUEZ Alex	
13 Ireland IRL DNS																													
	Final																											DNS	
	13A																											HEURTEAU Ciaran	
	13B																											RHEINISCH Eoin	
	13C																											CURTIS Samuel	

2013 ICF CANOE SLALOM WORLD CHAMPIONSHIPS Prague CZE



12.09. - 15.09.13

RESULTS LIST													
CANOE DOUBLE (C2) MEN													
HEATS - 1ST AND 2ND RUN													
White Water Centre Prague Troja										13 Sep 2013 Start Time: 11:54			

Rk	Bib No.	Name	Ctry.	1st Run			2nd Run			Best				
				Time	Pen. Sec.	Total Time	Rk	Time	Pen. Sec.	Total Time	Rk	Time	Behind	ICF Points
1	12	VOLF Jaroslav STEPANEK Ondrej	CZE	102.37	0	102.37	1	106.17	0	106.17	7	102.37	0.00	20.00
2	8	KASPAR Jonas SINDLER Marek	CZE	102.94	0	102.94	2	102.54	2	104.54	5	102.94	+0.57	20.84
3	6	SKANTAR Ladislav SKANTAR Peter	SVK	104.87	0	104.87	4	99.44	4	103.44	1	103.44	+1.07	21.57
4	11	KARLOVSKY Ondrej JANE Jakub	CZE	103.64	0	103.64	3	103.82	10	113.82	19	103.64	+1.27	21.86
5	3	KLAUSS Gauthier PECHE Matthieu	FRA	107.48	0	107.48	12	101.84	2	103.84	2	103.84	+1.47	22.15
6	13	SCHROEDER David HENZE Frank	GER	105.11	0	105.11	5	104.47	0	104.47	3	104.47	+2.10	23.08
7	7	SZCZEPANSKI Piotr POCHWALA Marcin	POL	103.08	4	107.08	11	104.50	0	104.50	4	104.50	+2.13	23.12
8	15	BRZEZINSKI Filip BRZEZINSKI Andrzej	POL	104.74	6	110.74	18	104.59	0	104.59	6	104.59	+2.22	23.25
9	2	HOCHSCHORNER Pavol HOCHSCHORNER Peter	SVK	103.13	2	105.13	6	105.01	2	107.01	9	105.13	+2.76	24.04
10	5	FLORENCE David HOUNSLOW Richard	GBR	103.39	2	105.39	7			DNS		105.39	+3.02	24.43
11	10	KUCERA Tomas BATIK Jan	SVK	101.99	4	105.99	8	103.04	52	155.04	27	105.99	+3.62	25.30
12	9	ANTON Franz BENZIAN Jan	GER	106.42	0	106.42	9	106.56	50	156.56	28	106.42	+4.05	25.93
13	4	BOZIC Luka TALJAT Saso	SLO	102.87	4	106.87	10	103.06	4	107.06	10	106.87	+4.50	26.59
14	25	PICCO Pierre BISO Hugo	FRA	108.89	2	110.89	19	106.90	0	106.90	8	106.90	+4.53	26.64
15	26	AFANASIEV Aleksei SENKIN Stanislav	RUS	110.28	0	110.28	17	105.44	2	107.44	11	107.44	+5.07	27.43
16	1	LABARELLE Pierre PESCHIER Nicolas	FRA	105.65	2	107.65	13			DNS		107.65	+5.28	27.74
17	18	KUZNETSOV Mikhail LARIONOV Dmitry	RUS	106.18	2	108.18	14	106.01	4	110.01	13	108.18	+5.81	28.51
18	19	WIERCIOCH Michal MAJERCZAK Grzegorz	POL	106.57	6	112.57	20	106.24	2	108.24	12	108.24	+5.87	28.60
19	14	CAMPORESI Pietro FERRARI Niccolo	ITA	106.69	2	108.69	15	114.09	58	172.09	30	108.69	+6.32	29.26
20	16	MUELLER Kai MUELLER Kevin	GER	107.47	2	109.47	16	107.19	6	113.19	18	109.47	+7.10	30.40
21	20	BURGESS Adam PITT Greg	GBR	110.43	8	118.43	24	106.10	4	110.10	14	110.10	+7.73	31.33
22	23	CORREA Charles OLIVEIRA Anderson	BRA	112.08	4	116.08	22	108.46	2	110.46	15	110.46	+8.09	31.85
23	21	McEWAN Devin EICHFELD Casey	USA	109.24	6	115.24	21	110.98	0	110.98	16	110.98	+8.61	32.62
24	28	USHAKOV Anton USHAKOV Artem	RUS	110.38	8	118.38	23	111.06	2	113.06	17	113.06	+10.69	35.66


2013 ICF CANOE SLALOM WORLD CHAMPIONSHIPS Prague CZE



12.09. - 15.09.13

RESULTS LIST													
CANOE DOUBLE (C2) MEN													
HEATS - 1ST AND 2ND RUN													
White Water Centre Prague Troja								13 Sep 2013 Start Time: 11:54					

Rk	Bib No.	Name	Ctry.	1st Run			2nd Run			Best				
				Time	Pen. Sec.	Total Time	Rk	Time	Pen. Sec.	Total Time	Rk	Time	Behind	ICF Points
25	22	DAVIES Rhys LISTER Matthew	GBR	126.95	6	DSQ-R		108.70	6	114.70	20	114.70	+12.33	38.07
26	27	WERRO Lukas WERRO Simon	SUI	115.92	58	173.92	30	113.74	2	115.74	21	115.74	+13.37	39.59
27	17	MARZO Daniel PEREZ Jesus	ESP	112.88	10	122.88	27	111.30	6	117.30	22	117.30	+14.93	41.88
28	30	ZHANG Hang DENG Xiao	CHN	114.47	4	118.47	25	113.27	6	119.27	23	118.47	+16.10	43.59
29	31	YU Hongmin CHEN Jin	CHN	116.35	4	120.35	26	113.82	10	123.82	24	120.35	+17.98	46.35
30	34	SHU Jianming WANG Xiaodong	CHN	123.49	8	131.49	28	113.12	54	167.12	29	131.49	+29.12	62.67
31	29	SASAKI Shota SASAKI Tsubasa	JPN	132.06	4	136.06	29	127.57	12	139.57	25	136.06	+33.69	69.37
32	32	MOROZ Mykola PESTOV Oleksandr	UKR	128.90	160	288.90	31	134.12	14	148.12	26	148.12	+45.75	87.04
	24	HAYWARD Ben SMEDLEY Cameron	CAN			DNS				DNS				
	33	SEEMANN Eloi	COD			DNS				DNS				

Chief Judge

 PRONO Jean Michel

2013 ICF CANOE SLALOM WORLD CHAMPIONSHIPS



Prague CZE

12.09. - 15.09.13



RACE ANALYSIS																											
CANOE DOUBLE (C2) MEN																											
HEATS - 1ST AND 2ND RUN																											
White Water Centre Prague Troja																13 Sep 2013 Start Time: 11:54											

Rk	Bib No.	Name	Ctry.	Total Time	Behind																							
Phase	Time	1	2	3	4	5	6	7	8	9	10	11	12	13	14	15	16	17	18	19	20	21	22	23	24	25	Pen.	Total
1	12	VOLF Jaroslav/STEPANEK Ondrej	CZE	102.37	0.00																							
1	1st Run	102.37	-	-	-	-	-	-	-	-	-	-	-	-	-	-	-	-	-	-	-	-	-	-	-	-	0	102.37
7	2nd Run	106.17	-	-	-	-	-	-	-	-	-	-	-	-	-	-	-	-	-	-	-	-	-	-	-	-	0	106.17
2	8	KASPAR Jonas/SINDLER Marek	CZE	102.94	+0.57																							
2	1st Run	102.94	-	-	-	-	-	-	-	-	-	-	-	-	-	-	-	-	-	-	-	-	-	-	-	-	0	102.94
5	2nd Run	102.54	-	-	-	-	-	-	-	-	2	-	-	-	-	-	-	-	-	-	-	-	-	-	-	2	104.54	
3	6	SKANTAR Ladislav/SKANTAR Peter	SVK	103.44	+1.07																							
4	1st Run	104.87	-	-	-	-	-	-	-	-	-	-	-	-	-	-	-	-	-	-	-	-	-	-	-	-	0	104.87
1	2nd Run	99.44	-	-	-	-	-	-	-	-	-	2	-	2	-	-	-	-	-	-	-	-	-	-	-	-	4	103.44
4	11	KARLOVSKY Ondrej/JANE Jakub	CZE	103.64	+1.27																							
3	1st Run	103.64	-	-	-	-	-	-	-	-	-	-	-	-	-	-	-	-	-	-	-	-	-	-	-	-	0	103.64
19	2nd Run	103.82	-	-	-	-	2	-	-	-	-	-	-	-	-	-	2	-	-	2	-	-	-	2	2	-	10	113.82
5	3	KLAUSS Gauthier/PECHE Matthieu	FRA	103.84	+1.47																							
12	1st Run	107.48	-	-	-	-	-	-	-	-	-	-	-	-	-	-	-	-	-	-	-	-	-	-	-	-	0	107.48
2	2nd Run	101.84	-	-	-	-	-	-	-	-	-	2	-	-	-	-	-	-	-	-	-	-	-	-	-	-	2	103.84
6	13	SCHROEDER David/HENZE Frank	GER	104.47	+2.10																							
5	1st Run	105.11	-	-	-	-	-	-	-	-	-	-	-	-	-	-	-	-	-	-	-	-	-	-	-	-	0	105.11
3	2nd Run	104.47	-	-	-	-	-	-	-	-	-	-	-	-	-	-	-	-	-	-	-	-	-	-	-	-	0	104.47
7	7	SZCZEPANSKI Piotr/POCHWALA Marcin	POL	104.50	+2.13																							
11	1st Run	103.08	-	-	-	-	-	-	-	-	-	-	-	-	-	-	2	-	-	2	-	-	-	-	-	-	4	107.08
4	2nd Run	104.50	-	-	-	-	-	-	-	-	-	-	-	-	-	-	-	-	-	-	-	-	-	-	-	-	0	104.50
8	15	BRZEZINSKI Filip/BRZEZINSKI Andrzej	POL	104.59	+2.22																							
18	1st Run	104.74	-	-	-	-	-	-	-	-	2	-	-	-	-	2	-	-	-	2	-	-	-	-	-	-	6	110.74
6	2nd Run	104.59	-	-	-	-	-	-	-	-	-	-	-	-	-	-	-	-	-	-	-	-	-	-	-	-	0	104.59
9	2	HOCHSCHORNER Pavol/HOCHSCHORNER Peter	SVK	105.13	+2.76																							
6	1st Run	103.13	-	-	-	-	-	-	-	-	2	-	-	-	-	-	-	-	-	-	-	-	-	-	-	-	2	105.13
9	2nd Run	105.01	2	-	-	-	-	-	-	-	-	-	-	-	-	-	-	-	-	-	-	-	-	-	-	-	2	107.01
10	5	FLORENCE David/HOUNSLOW Richard	GBR	105.39	+3.02																							
7	1st Run	103.39	-	-	-	-	-	-	-	-	-	-	-	-	-	-	2	-	-	-	-	-	-	-	-	-	2	105.39
	2nd Run																											DNS
11	10	KUCERA Tomas/BATIK Jan	SVK	105.99	+3.62																							
8	1st Run	101.99	-	2	-	-	-	-	-	-	-	-	-	-	-	2	-	-	-	-	-	-	-	-	-	-	4	105.99
27	2nd Run	103.04	-	-	-	-	-	-	-	-	2	-	-	-	-	-	-	-	-	-	-	-	-	-	50	-	52	155.04
12	9	ANTON Franz/BENZIEN Jan	GER	106.42	+4.05																							
9	1st Run	106.42	-	-	-	-	-	-	-	-	-	-	-	-	-	-	-	-	-	-	-	-	-	-	-	-	0	106.42
28	2nd Run	106.56	-	-	-	-	-	-	-	-	-	-	-	-	-	50	-	-	-	-	-	-	-	-	-	-	50	156.56
13	4	BOZIC Luka/TALJAT Saso	SLO	106.87	+4.50																							
10	1st Run	102.87	-	-	-	-	-	-	-	-	-	-	-	2	2	-	-	-	-	-	-	-	-	-	-	-	4	106.87
10	2nd Run	103.06	-	-	-	-	-	2	-	-	-	-	-	-	-	-	-	-	-	-	-	2	-	-	-	-	4	107.06

2013 ICF CANOE SLALOM WORLD CHAMPIONSHIPS



Prague CZE

12.09. - 15.09.13



RACE ANALYSIS																											
CANOE DOUBLE (C2) MEN																											
HEATS - 1ST AND 2ND RUN																											
White Water Centre Prague Troja																13 Sep 2013 Start Time: 11:54											

Rk	Bib No.	Name	Ctry.	Total Time	Behind																								
Phase	Time	1	2	3	4	5	6	7	8	9	10	11	12	13	14	15	16	17	18	19	20	21	22	23	24	25	Pen.	Total	
14	25	PICCO Pierre/BISO Hugo	FRA	106.90	+4.53																								
19	1st Run	108.89	-	-	-	-	-	-	-	-	-	-	-	-	-	-	-	-	-	-	-	-	-	-	-	2	2	110.89	
8	2nd Run	106.90	-	-	-	-	-	-	-	-	-	-	-	-	-	-	-	-	-	-	-	-	-	-	-	-	0	106.90	
15	26	AFANASIEV Aleksei/SENKIN Stanislav	RUS	107.44	+5.07																								
17	1st Run	110.28	-	-	-	-	-	-	-	-	-	-	-	-	-	-	-	-	-	-	-	-	-	-	-	-	0	110.28	
11	2nd Run	105.44	-	-	-	-	-	-	-	-	-	2	-	-	-	-	-	-	-	-	-	-	-	-	-	-	2	107.44	
16	1	LABARELLE Pierre/PESCHIER Nicolas	FRA	107.65	+5.28																								
13	1st Run	105.65	-	-	-	-	-	-	-	-	-	-	-	-	-	-	-	-	-	-	-	-	-	2	-	-	2	107.65	
	2nd Run																												DNS
17	18	KUZNETSOV Mikhail/LARIONOV Dmitry	RUS	108.18	+5.81																								
14	1st Run	106.18	-	-	-	-	-	-	-	-	-	2	-	-	-	-	-	-	-	-	-	-	-	-	-	-	2	108.18	
13	2nd Run	106.01	-	-	-	-	-	-	-	-	-	-	2	-	-	-	-	-	-	-	-	-	2	-	-	-	4	110.01	
18	19	WIERCIOCH Michal/MAJERCZAK Grzegorz	POL	108.24	+5.87																								
20	1st Run	106.57	-	-	-	-	-	-	-	-	-	2	-	2	-	-	-	-	-	-	-	-	2	-	-	-	6	112.57	
12	2nd Run	106.24	-	-	-	-	2	-	-	-	-	-	-	-	-	-	-	-	-	-	-	-	-	-	-	-	2	108.24	
19	14	CAMPORESI Pietro/FERRARI Niccolo	ITA	108.69	+6.32																								
15	1st Run	106.69	-	-	-	-	-	-	-	-	-	-	-	-	-	-	-	-	-	-	-	-	-	-	2	-	2	108.69	
30	2nd Run	114.09	-	-	-	-	-	2	-	-	-	-	-	-	-	2	2	-	-	-	-	-	-	-	50	2	58	172.09	
20	16	MUELLER Kai/MUELLER Kevin	GER	109.47	+7.10																								
16	1st Run	107.47	-	-	-	-	-	-	-	-	-	-	-	-	-	-	-	-	-	-	-	-	2	-	-	-	2	109.47	
18	2nd Run	107.19	2	-	-	-	-	-	-	-	-	2	-	-	-	-	-	-	-	-	-	2	-	-	-	-	6	113.19	
21	20	BURGESS Adam/PITT Greg	GBR	110.10	+7.73																								
24	1st Run	110.43	-	-	-	-	2	-	-	-	-	-	-	-	-	2	2	-	-	-	-	-	-	-	2	-	8	118.43	
14	2nd Run	106.10	-	-	-	-	-	-	-	-	-	-	-	-	-	2	-	-	-	-	-	2	-	-	-	-	4	110.10	
22	23	CORREA Charles/OLIVEIRA Anderson	BRA	110.46	+8.09																								
22	1st Run	112.08	-	-	-	-	-	-	-	-	-	-	-	-	-	-	-	-	2	-	-	-	-	2	-	-	4	116.08	
15	2nd Run	108.46	-	-	-	2	-	-	-	-	-	-	-	-	-	-	-	-	-	-	-	-	-	-	-	-	2	110.46	
23	21	McEWAN Devin/EICHFELD Casey	USA	110.98	+8.61																								
21	1st Run	109.24	-	2	-	-	-	-	-	-	-	-	-	-	2	-	2	-	-	-	-	-	-	-	-	-	6	115.24	
16	2nd Run	110.98	-	-	-	-	-	-	-	-	-	-	-	-	-	-	-	-	-	-	-	-	-	-	-	-	0	110.98	
24	28	USHAKOV Anton/USHAKOV Artem	RUS	113.06	+10.69																								
23	1st Run	110.38	-	-	-	-	-	-	-	-	-	-	-	-	2	2	2	-	-	-	-	-	2	-	-	-	8	118.38	
17	2nd Run	111.06	-	-	-	-	-	-	-	-	-	-	-	-	-	-	-	-	-	-	-	-	2	-	-	-	2	113.06	
25	22	DAVIES Rhys/LISTER Matthew	GBR	114.70	+12.33																								
	1st Run	126.95	-	-	-	-	-	-	-	-	2	-	-	-	-	2	-	-	-	-	-	2	-	-	-	-	6	DSQ-R	
20	2nd Run	108.70	-	-	-	-	2	-	-	-	-	-	-	-	2	-	-	-	-	-	2	-	-	-	-	-	6	114.70	
26	27	WERRO Lukas/WERRO Simon	SUI	115.74	+13.37																								
30	1st Run	115.92	-	-	-	-	-	2	-	-	-	2	-	-	-	2	-	-	-	-	-	2	-	-	50	-	58	173.92	
21	2nd Run	113.74	-	-	-	-	-	-	-	-	-	-	-	-	-	-	-	-	-	-	-	2	-	-	-	-	2	115.74	

2013 ICF CANOE SLALOM WORLD CHAMPIONSHIPS Prague CZE



12.09. - 15.09.13

RACE ANALYSIS																											
CANOE DOUBLE (C2) MEN																											
HEATS - 1ST AND 2ND RUN																											
White Water Centre Prague Troja																13 Sep 2013 Start Time: 11:54											

Rk	Bib No.	Name	Ctry.	Total Time																				Behind				
Phase	Time	1	2	3	4	5	6	7	8	9	10	11	12	13	14	15	16	17	18	19	20	21	22	23	24	25	Pen.	Total
27	17	MARZO Daniel/PEREZ Jesus	ESP	117.30																				+14.93				
27	1st Run	112.88	-	-	-	-	-	-	2	-	-	-	-	-	-	-	2	-	-	-	-	2	2	-	2	-	10	122.88
22	2nd Run	111.30	-	-	-	-	-	-	-	-	-	-	-	-	-	-	-	2	-	-	2	-	-	-	-	2	6	117.30
28	30	ZHANG Hang/DENG Xiao	CHN	118.47																				+16.10				
25	1st Run	114.47	-	-	-	-	-	2	-	-	-	-	-	-	-	-	-	2	-	-	-	-	-	-	-	-	4	118.47
23	2nd Run	113.27	-	-	-	-	-	-	-	-	-	2	-	-	-	-	-	-	-	2	-	-	-	2	-	-	6	119.27
29	31	YU Hongmin/CHEN Jin	CHN	120.35																				+17.98				
26	1st Run	116.35	-	-	-	-	-	-	-	-	-	-	-	-	-	-	-	2	-	-	-	-	2	-	-	4	120.35	
24	2nd Run	113.82	-	-	-	-	-	-	-	-	-	-	-	-	2	2	2	2	-	-	-	2	-	-	-	10	123.82	
30	34	SHU Jianming/WANG Xiaodong	CHN	131.49																				+29.12				
28	1st Run	123.49	-	-	-	-	-	-	2	2	-	-	-	-	-	-	-	2	-	-	-	-	-	-	2	-	8	131.49
29	2nd Run	113.12	-	-	-	-	-	-	-	-	2	-	-	-	-	-	50	-	-	-	-	-	2	-	-	54	167.12	
31	29	SASAKI Shota/SASAKI Tsubasa	JPN	136.06																				+33.69				
29	1st Run	132.06	-	-	-	-	-	-	-	-	-	-	-	-	-	-	2	2	-	-	-	-	-	-	-	4	136.06	
25	2nd Run	127.57	-	-	-	-	-	-	2	-	-	-	-	-	-	2	2	-	-	2	-	2	2	-	-	12	139.57	
32	32	MOROZ Mykola/PESTOV Oleksandr	UKR	148.12																				+45.75				
31	1st Run	128.90	-	-	2	-	-	-	2	50	50	-	-	-	-	2	2	-	2	-	50	-	-	-	-	160	288.90	
26	2nd Run	134.12	2	-	-	-	-	-	-	-	-	2	-	-	-	2	2	2	-	-	-	2	-	-	2	14	148.12	
24	HAYWARD Ben/SMEDLEY Cameron	CAN																					DNS					
	1st Run																											DNS
	2nd Run																											DNS
33	/SEEMANN Eloi	COD																					DNS					
	1st Run																											DNS
	2nd Run																											DNS


2013 ICF CANOE SLALOM WORLD CHAMPIONSHIPS Prague CZE



12.09. - 15.09.13

RESULTS LIST								
CANOE DOUBLE (C2) MEN								
SEMIFINAL								
White Water Centre Prague Troja						15 Sep 2013 Start Time: 10:35		

Rank	Bib No.	Name	Ctry.	Time	Penalty Seconds	Total Time	Behind	ICF Points
1	8	KASPAR Jonas SINDLER Marek	CZE	111.54	2	113.54	0.00	10.00
2	12	VOLF Jaroslav STEPANEK Ondrej	CZE	112.37	4	116.37	+2.83	13.74
3	6	SKANTAR Ladislav SKANTAR Peter	SVK	116.77	0	116.77	+3.23	14.27
4	11	KARLOVSKY Ondrej JANE Jakub	CZE	115.68	2	117.68	+4.14	15.47
5	5	FLORENCE David HOUNSLOW Richard	GBR	116.76	2	118.76	+5.22	16.90
6	25	PICCO Pierre BISO Hugo	FRA	118.77	0	118.77	+5.23	16.91
7	7	SZCZEPANSKI Piotr POCHWALA Marcin	POL	119.48	0	119.48	+5.94	17.85
8	18	KUZNETSOV Mikhail LARIONOV Dmitry	RUS	115.68	4	119.68	+6.14	18.11
9	1	LABARELLE Pierre PESCHIER Nicolas	FRA	118.34	2	120.34	+6.80	18.98
10	16	MUELLER Kai MUELLER Kevin	GER	116.51	4	120.51	+6.97	19.21
11	4	BOZIC Luka TALJAT Saso	SLO	117.96	4	121.96	+8.42	21.12
12	3	KLAUSS Gauthier PECHE Matthieu	FRA	118.34	4	122.34	+8.80	21.63
13	19	WIERCIOCH Michal MAJERCZAK Grzegorz	POL	120.63	2	122.63	+9.09	22.01
14	10	KUCERA Tomas BATIK Jan	SVK	118.92	4	122.92	+9.38	22.39
15	13	SCHROEDER David HENZE Frank	GER	123.10	4	127.10	+13.56	27.91
16	26	AFANASIEV Aleksei SENKIN Stanislav	RUS	124.08	8	132.08	+18.54	34.49
17	9	ANTON Franz BENZIEN Jan	GER	117.59	54	171.59	+58.05	86.69
18	15	BRZEZINSKI Filip BRZEZINSKI Andrzej	POL	120.83	56	176.83	+63.29	93.61
19	2	HOCHSCHORNER Pavol HOCHSCHORNER Peter	SVK	133.94	54	187.94	+74.40	108.29
20	14	CAMPORESI Pietro FERRARI Niccolo	ITA	135.69	54	189.69	+76.15	110.60

Chief Judge

PRONO Jean Michel

2013 ICF CANOE SLALOM WORLD CHAMPIONSHIPS



Prague CZE

12.09. - 15.09.13



RACE ANALYSIS	
CANOE DOUBLE (C2) MEN	
SEMIFINAL	
White Water Centre Prague Troja	
15 Sep 2013 Start Time: 10:35	

Rk	Bib No.	Name	Ctry.	Total Time	Behind																							
Phase	Time	1	2	3	4	5	6	7	8	9	10	11	12	13	14	15	16	17	18	19	20	21	22	23	24	25	Pen.	Total
1	8	KASPAR Jonas/SINDLER Marek	CZE	113.54	0.00																							
1	Semifinal	111.54	-	-	-	-	-	-	-	-	-	-	-	-	-	-	-	-	2	-	-	-	-	-	-	-	2	113.54
2	12	VOLF Jaroslav/STEPANEK Ondrej	CZE	116.37	+2.83																							
2	Semifinal	112.37	-	-	-	-	-	-	-	-	-	2	-	-	-	-	-	2	-	-	-	-	-	-	-	-	4	116.37
3	6	SKANTAR Ladislav/SKANTAR Peter	SVK	116.77	+3.23																							
3	Semifinal	116.77	-	-	-	-	-	-	-	-	-	-	-	-	-	-	-	-	-	-	-	-	-	-	-	-	0	116.77
4	11	KARLOVSKY Ondrej/JANE Jakub	CZE	117.68	+4.14																							
4	Semifinal	115.68	-	-	-	-	-	-	-	-	-	-	-	2	-	-	-	-	-	-	-	-	-	-	-	-	2	117.68
5	5	FLORENCE David/HOUNSLOW Richard	GBR	118.76	+5.22																							
5	Semifinal	116.76	-	-	-	-	-	-	-	-	-	-	-	2	-	-	-	-	-	-	-	-	-	-	-	-	2	118.76
6	25	PICCO Pierre/BISO Hugo	FRA	118.77	+5.23																							
6	Semifinal	118.77	-	-	-	-	-	-	-	-	-	-	-	-	-	-	-	-	-	-	-	-	-	-	-	-	0	118.77
7	7	SZCZEPANSKI Piotr/POCHWALA Marcin	POL	119.48	+5.94																							
7	Semifinal	119.48	-	-	-	-	-	-	-	-	-	-	-	-	-	-	-	-	-	-	-	-	-	-	-	-	0	119.48
8	18	KUZNETSOV Mikhail/LARIONOV Dmitry	RUS	119.68	+6.14																							
8	Semifinal	115.68	-	-	-	2	-	-	-	-	-	2	-	-	-	-	-	-	-	-	-	-	-	-	-	-	4	119.68
9	1	LABARELLE Pierre/PESCHIER Nicolas	FRA	120.34	+6.80																							
9	Semifinal	118.34	-	-	-	-	-	-	-	-	-	-	-	-	-	-	-	2	-	-	-	-	-	-	-	-	2	120.34
10	16	MUELLER Kai/MUELLER Kevin	GER	120.51	+6.97																							
10	Semifinal	116.51	-	-	-	-	-	-	-	-	2	2	-	-	-	-	-	-	-	-	-	-	-	-	-	-	4	120.51
11	4	BOZIC Luka/TALJAT Saso	SLO	121.96	+8.42																							
11	Semifinal	117.96	-	-	-	-	-	-	-	-	-	2	-	-	-	-	-	2	-	-	-	-	-	-	-	-	4	121.96
12	3	KLAUSS Gauthier/PECHE Matthieu	FRA	122.34	+8.80																							
12	Semifinal	118.34	-	-	-	-	-	-	-	-	-	-	2	-	-	-	2	-	-	-	-	-	-	-	-	-	4	122.34
13	19	WIERCIOCH Michal/MAJERCZAK Grzegorz	POL	122.63	+9.09																							
13	Semifinal	120.63	-	-	-	-	-	-	-	-	2	-	-	-	-	-	-	-	-	-	-	-	-	-	-	-	2	122.63
14	10	KUCERA Tomas/BATIK Jan	SVK	122.92	+9.38																							
14	Semifinal	118.92	-	-	-	-	-	-	-	-	-	-	-	-	-	-	-	2	2	-	-	-	-	-	-	-	4	122.92
15	13	SCHROEDER David/HENZE Frank	GER	127.10	+13.56																							
15	Semifinal	123.10	-	-	-	-	-	-	-	-	-	-	-	-	-	-	2	2	-	-	-	-	-	-	-	-	4	127.10
16	26	AFANASIEV Aleksei/SENKIN Stanislav	RUS	132.08	+18.54																							
16	Semifinal	124.08	-	-	-	-	-	-	2	-	-	-	2	-	-	-	-	-	-	-	-	-	2	2	-	-	8	132.08
17	9	ANTON Franz/BENZIEN Jan	GER	171.59	+58.05																							
17	Semifinal	117.59	-	-	-	-	-	-	-	2	-	-	50	-	2	-	-	-	-	-	-	-	-	-	-	-	54	171.59
18	15	BRZEZINSKI Filip/BRZEZINSKI Andrzej	POL	176.83	+63.29																							
18	Semifinal	120.83	-	-	-	-	-	-	-	-	-	-	2	-	-	-	-	-	2	2	-	-	-	50	-	56	176.83	
19	2	HOCHSCHORNER Pavol/HOCHSCHORNER Peter	SVK	187.94	+74.40																							
19	Semifinal	133.94	-	-	-	-	-	-	-	2	-	2	-	-	-	50	-	-	-	-	-	-	-	-	-	-	54	187.94

2013 ICF CANOE SLALOM WORLD CHAMPIONSHIPS



Prague

CZE

12.09. - 15.09.13



White Water Centre Prague Troja		RACE ANALYSIS CANOE DOUBLE (C2) MEN SEMIFINAL	15 Sep 2013 Start Time: 10:35
---------------------------------	--	--	-------------------------------

Rk	Bib No.	Name	Ctry.	Total Time	Behind																									
	Phase	Time	1	2	3	4	5	6	7	8	9	10	11	12	13	14	15	16	17	18	19	20	21	22	23	24	25	Pen.	Total	
20	14	CAMPORESI Pietro/FERRARI Niccolo	ITA	189.69	+76.15																									
20	Semifinal	135.69	-	-	-	-	-	-	-	-	-	2	-	2	-	-	-	-	-	-	-	-	-	-	-	-	50	-	54	189.69



2013 ICF CANOE SLALOM WORLD CHAMPIONSHIPS Prague CZE



12.09. - 15.09.13

RESULTS LIST								
CANOE DOUBLE (C2) MEN								
FINAL								
White Water Centre Prague Troja						15 Sep 2013 Start Time: 12:32		

Rank	Bib No.	Name	Ctry.	Time	Penalty Seconds	Total Time	Behind	ICF Points
1	5	FLORENCE David HOUNSLOW Richard	GBR	114.10	0	114.10	0.00	0.00
2	12	VOLF Jaroslav STEPANEK Ondrej	CZE	112.14	2	114.14	+0.04	0.05
3	6	SKANTAR Ladislav SKANTAR Peter	SVK	115.63	0	115.63	+1.53	2.01
4	8	KASPAR Jonas SINDLER Marek	CZE	112.56	4	116.56	+2.46	3.23
5	7	SZCZEPANSKI Piotr POCHWALA Marcin	POL	112.69	6	118.69	+4.59	6.03
6	11	KARLOVSKY Ondrej JANE Jakub	CZE	117.90	4	121.90	+7.80	10.25
7	25	PICCO Pierre BISO Hugo	FRA	121.14	2	123.14	+9.04	11.88
8	16	MUELLER Kai MUELLER Kevin	GER	120.19	4	124.19	+10.09	13.26
9	1	LABARELLE Pierre PESCHIER Nicolas	FRA	122.04	4	126.04	+11.94	15.70
10	18	KUZNETSOV Mikhail LARIONOV Dmitry	RUS	123.03	4	127.03	+12.93	17.00

Chief Judge


PRONO Jean Michel

2013 ICF CANOE SLALOM WORLD CHAMPIONSHIPS



Prague CZE

12.09. - 15.09.13



RACE ANALYSIS																											
CANOE DOUBLE (C2) MEN																											
FINAL																											
White Water Centre Prague Troja														15 Sep 2013 Start Time: 12:32													

Rk	Bib No.	Name	Ctry.	Total Time	Behind																										
1	5	FLORENCE David/HOUNSLOW Richard	GBR	114.10	0.00																										
1	Final	114.10	-	-	-	-	-	-	-	-	-	-	-	-	-	-	-	-	-	-	-	-	-	-	-	-	-	0	114.10		
2	12	VOLF Jaroslav/STEPANEK Ondrej	CZE	114.14	+0.04																										
2	Final	112.14	-	-	-	-	-	-	-	-	-	2	-	-	-	-	-	-	-	-	-	-	-	-	-	-	-	2	114.14		
3	6	SKANTAR Ladislav/SKANTAR Peter	SVK	115.63	+1.53																										
3	Final	115.63	-	-	-	-	-	-	-	-	-	-	-	-	-	-	-	-	-	-	-	-	-	-	-	-	-	0	115.63		
4	8	KASPAR Jonas/SINDLER Marek	CZE	116.56	+2.46																										
4	Final	112.56	-	-	-	-	-	-	-	-	-	2	-	-	-	-	-	-	-	-	-	-	-	-	-	2	-	-	4	116.56	
5	7	SZCZEPANSKI Piotr/POCHWALA Marcin	POL	118.69	+4.59																										
5	Final	112.69	-	-	-	-	-	-	-	-	-	2	-	-	-	-	-	-	-	-	-	-	-	-	2	-	-	-	6	118.69	
6	11	KARLOVSKY Ondrej/JANE Jakub	CZE	121.90	+7.80																										
6	Final	117.90	-	-	-	-	-	-	-	-	-	-	-	-	-	-	-	-	-	-	-	-	-	-	-	-	2	-	-	4	121.90
7	25	PICCO Pierre/BISO Hugo	FRA	123.14	+9.04																										
7	Final	121.14	-	-	-	-	-	-	-	-	-	-	-	-	-	-	-	-	-	-	-	-	-	-	-	2	-	-	-	2	123.14
8	16	MUELLER Kai/MUELLER Kevin	GER	124.19	+10.09																										
8	Final	120.19	-	-	-	-	-	-	-	-	-	2	-	2	-	-	-	-	-	-	-	-	-	-	-	-	-	-	-	4	124.19
9	1	LABARELLE Pierre/PESCHIER Nicolas	FRA	126.04	+11.94																										
9	Final	122.04	-	-	-	-	-	-	-	-	-	-	-	-	-	-	-	-	-	-	-	-	-	-	-	2	-	-	-	4	126.04
10	18	KUZNETSOV Mikhail/LARIONOV Dmitry	RUS	127.03	+12.93																										
10	Final	123.03	-	-	-	-	-	-	-	-	-	-	2	-	-	2	-	-	-	-	-	-	-	-	-	-	-	-	-	4	127.03

2013 ICF CANOE SLALOM WORLD CHAMPIONSHIPS



Prague CZE

12.09. - 15.09.13



RACE ANALYSIS																													
CANOE DOUBLE (C2) MEN TEAMS																													
White Water Centre Prague Troja														FINAL															
																										15 Sep 2013		Start Time: 15:00	

Rk	Bib No.	Name	Ctry.	Total Time																				Behind				
Phase	Time	1	2	3	4	5	6	7	8	9	10	11	12	13	14	15	16	17	18	19	20	21	22	23	24	25	Pen.	Total
1	5	Czech Republic	CZE	130.54																				0.00				
1	Final	124.54	-	-	-	-	-	-	-	-	2	-	-	-	-	-	-	-	-	-	-	-	-	-	-	-	6	130.54
	5A		-	-	-	-	-	-	-	-	-	-	-	-	-	-	-	-	-	-	-	-	-	-	-	-		KARLOVSKY Ondrej/JANE Jakub
	5B		-	-	-	-	-	-	-	2	-	-	-	-	-	-	-	-	-	-	-	-	-	-	-	-		KASPAR Jonas/SINDLER Marek
	5C		-	-	-	-	-	-	-	-	-	-	-	-	-	-	-	-	-	-	-	-	-	-	2	-		VOLF Jaroslav/STEPANEK Ondrej
2	2	Slovakia	SVK	136.89																				+6.35				
2	Final	126.89	-	-	-	2	-	2	-	2	-	-	2	-	-	2	-	-	-	-	-	-	-	-	-	-	10	136.89
	2A		-	-	-	-	2	-	-	-	-	-	-	-	2	-	-	-	-	-	-	-	-	-	-	-		HOCHSCHORNER Pavel/HOCHSCHORNER Peter
	2B		-	-	-	-	-	-	-	2	-	-	-	-	-	-	-	-	-	-	-	-	-	-	-	-		SKANTAR Ladislav/SKANTAR Peter
	2C		-	-	-	2	-	-	-	-	-	-	2	-	-	-	-	-	-	-	-	-	-	-	-	-		KUCERA Tomas/BATIK Jan
3	3	Great Britain	GBR	141.59																				+11.05				
3	Final	135.59	-	-	-	-	-	-	-	-	4	-	-	-	-	-	-	2	-	-	-	-	-	-	-	-	6	141.59
	3A		-	-	-	-	-	-	-	-	-	-	-	-	-	-	-	-	-	-	-	-	-	-	-	-		FLORENCE David/HOUNSLOW Richard
	3B		-	-	-	-	-	-	-	-	-	2	-	-	-	-	-	-	-	-	-	-	-	-	-	-		DAVIES Rhys/LISTER Matthew
	3C		-	-	-	-	-	-	-	-	-	2	-	-	-	-	-	2	-	-	-	-	-	-	-	-		BURGESS Adam/PITT Greg
4	1	France	FRA	142.30																				+11.76				
4	Final	130.30	-	-	-	-	-	-	2	2	-	2	-	-	2	-	-	2	-	-	-	-	-	-	2	-	12	142.30
	1A		-	-	-	-	-	-	-	-	-	-	-	-	-	-	-	-	-	-	-	-	-	2	-	-		LABarelle Pierre/PESCHIER Nicolas
	1B		-	-	-	-	-	-	-	-	-	-	2	-	-	-	-	2	-	-	-	-	-	-	-	-		KLAUSS Gauthier/PECHE Matthieu
	1C		-	-	-	-	-	-	2	2	-	-	-	-	2	-	-	-	-	-	-	-	-	-	-	-		PICCO Pierre/BISO Hugo
5	7	Russia	RUS	152.35																				+21.81				
5	Final	138.35	-	-	-	-	-	-	4	-	-	2	-	2	4	-	-	2	-	-	-	-	-	-	-	-	14	152.35
	7A		-	-	-	-	-	-	-	-	-	-	-	2	-	-	-	-	-	-	-	-	-	-	-	-		KUZNETSOV Mikhail/LARIONOV Dmitry
	7B		-	-	-	-	-	-	2	-	2	-	-	2	-	-	-	-	-	-	-	-	-	-	-	-		AFANASIEV Aleksei/SENKIN Stanislav
	7C		-	-	-	-	-	-	2	-	-	-	-	2	-	-	-	2	-	-	-	-	-	-	-	-		USHAKOV Anton/USHAKOV Artem
6	4	Poland	POL	156.90																				+26.36				
6	Final	144.90	-	-	-	-	-	-	-	-	2	2	-	2	2	2	-	-	-	-	-	-	-	-	-	2	12	156.90
	4A		-	-	-	-	-	-	-	-	-	-	-	-	-	-	-	-	-	-	-	-	-	-	-	-		SZCZEPANSKI Piotr/POCHWALA Marcin
	4B		-	-	-	-	-	-	-	-	-	-	-	-	-	-	-	-	-	-	-	-	-	-	-	2		BRZEZINSKI Filip/BRZEZINSKI Andrzej
	4C		-	-	-	-	-	-	-	-	-	2	2	-	2	2	-	-	-	-	-	-	-	-	-	-		WIERCIOCH Michal/MAJERCZAK Grzegorz
7	6	China	CHN	160.45																				+29.91				
7	Final	148.45	-	-	-	2	-	2	-	-	-	2	-	2	-	-	-	2	2	-	-	-	-	-	-	-	12	160.45
	6A		-	-	-	-	-	-	-	-	-	2	-	-	-	-	-	-	-	-	-	-	-	-	-	-		YU Hongmin/CHEN Ji
	6B		-	-	-	-	-	-	-	-	-	-	-	-	-	-	-	-	-	-	-	-	-	-	-	-		ZHANG Hang/DENG Xiao
	6C		-	-	-	2	-	2	-	-	-	-	2	-	-	-	2	2	-	-	-	-	-	-	-	-		SHU Jianming/WANG Xiaodong

2013 ICF CANOE SLALOM WORLD CHAMPIONSHIPS



Prague CZE

12.09. - 15.09.13



RACE ANALYSIS	
CANOE DOUBLE (C2) MEN TEAMS	
White Water Centre Prague Troja	15 Sep 2013 Start Time: 15:00
FINAL	

Rk	Bib No.	Name	Ctry.	Total Time	Behind
8	9	Spain	ESP	230.28	+99.74
8	Final	152.28	2 - - 2 - - 4 2 - 2 2 - 52 - 2 2 - 2 - 2 - - 4 -	78	230.28
	9A	2 - - 2 - - 2 - - 2 - - - - - 2 - 2 2 - 2 - - - - 2 -	ERGUIN Jon/MARZO Daniel		
	9B	- - - - - 2 - - - - - 50 - - - - - 2 - - - - -	HERNANZ Samuel/DOMENJO Jordi		
	9C	- - - - - 2 - 2 2 - - - - - - - - - - - 2 -	CRESPO Joan/PEREZ Jesus		
9	8	Germany	GER	237.96	+107.42
9	Final	133.96	- - - - - - - - - - - 4 - - - - - - - - - 50 50	104	237.96
	8A	- - - - - - - - - - - 2 - - - - - - - - - - -	ANTON Franz/BENZIEN Jan		
	8B	- - - - - - - - - - - 2 - - - - - - - - - - -	MUELLER Kai/MUELLER Kevin		
	8C	- 50 50	SCHROEDER David/HENZE Frank		

2013 ICF CANOE SLALOM WORLD CHAMPIONSHIPS



Prague CZE

12.09. - 15.09.13



RESULTS LIST KAYAK (K1) WOMEN HEATS - 1ST AND 2ND RUN

White Water Centre Prague Troja 13 Sep 2013 Start Time: 10:50

Rk	Bib No.	Name	Ctry.	1st Run			2nd Run			Best				
				Time	Pen. Sec.	Total Time	Rk	Time	Pen. Sec.	Total Time	Rk	Time	Behind	ICF Points
1	11	NEAVE Elizabeth	GBR	102.57	0	102.57	5	98.09	0	98.09	1	98.09	0.00	20.00
2	1	FER Emilie	FRA	100.01	0	100.01	1			DNS		100.01	+1.92	22.94
3	5	KUDEJOVA Katerina	CZE	102.09	2	104.09	8	100.24	0	100.24	2	100.24	+2.15	23.29
4	2	DUKATOVA Jana	SVK	105.00	0	105.00	11	99.42	2	101.42	3	101.42	+3.33	25.09
5	8	POESCHEL Cindy	GER	101.57	2	103.57	7	99.95	2	101.95	4	101.95	+3.86	25.90
6	13	KALISKA Elena	SVK	102.38	0	102.38	2	106.38	2	108.38	26	102.38	+4.29	26.56
7	7	KRAGELJ Ursa	SLO	101.40	2	103.40	6	98.45	4	102.45	5	102.45	+4.36	26.67
8	14	NEWMAN Nouria	FRA	100.54	2	102.54	3	101.08	10	111.08	29	102.54	+4.45	26.80
9	18	BAER Claudia	GER	102.55	0	102.55	4	103.83	0	103.83	10	102.55	+4.46	26.82
10	15	LAWRENCE Rosalyn	AUS	103.53	4	107.53	22	103.01	0	103.01	6	103.01	+4.92	27.52
11	12	OBLINGER-PETERS Violetta	AUT	104.19	0	104.19	9	103.07	0	103.07	7	103.07	+4.98	27.62
12	25	PEROVA Aleksandra	RUS	105.19	0	105.19	12	103.09	0	103.09	8	103.09	+5.00	27.65
13	29	JONES Luuka	NZL	106.59	0	106.59	18	101.69	2	103.69	9	103.69	+5.60	28.56
14	6	HILGERTOVA Stepanka	CZE	104.19	2	106.19	17	104.08	0	104.08	11	104.08	+5.99	29.16
15	3	FOX Jessica	AUS	104.28	0	104.28	10	102.32	6	108.32	25	104.28	+6.19	29.47
16	20	LAFONT Marie-Zelia	FRA	101.90	4	105.90	16	102.33	2	104.33	12	104.33	+6.24	29.54
17	37	WOODS Kimberley	GBR	105.48	4	109.48	26	104.36	0	104.36	13	104.36	+6.27	29.59
18	17	PENNIE Fiona	GBR	103.03	4	107.03	20	100.45	4	104.45	14	104.45	+6.36	29.73
19	19	GRANT Sarah	AUS	108.83	4	112.83	33	104.47	0	104.47	15	104.47	+6.38	29.76
20	16	HORN Stefanie	ITA	105.19	0	105.19	12	104.45	52	156.45	52	105.19	+7.10	30.86
21	10	SCHORNBERG Jasmin	GER	105.23	0	105.23	14	104.16	2	106.16	18	105.23	+7.14	30.92
22	36	YAZAWA Aki	JPN	105.71	0	105.71	15	111.79	2	113.79	37	105.71	+7.62	31.65
23	27	PEROVA Ekaterina	RUS	107.34	4	111.34	31	104.02	2	106.02	16	106.02	+7.93	32.13
24	54	MANN Dana	USA	106.60	2	108.60	24	104.07	2	106.07	17	106.07	+7.98	32.20
25	28	MARTINEZ Marta	ESP	110.37	56	166.37	54	104.17	2	106.17	19	106.17	+8.08	32.36
26	24	KHARITONOVA Marta	RUS	105.16	2	107.16	21	106.41	0	106.41	20	106.41	+8.32	32.72
27	41	NEVARILOVA Kristina	SVK	107.72	4	111.72	32	104.68	2	106.68	21	106.68	+8.59	33.14
28	9	TERCELJ Eva	SLO	103.01	4	107.01	19	105.16	4	109.16	28	107.01	+8.92	33.64
29	42	LEENDERS Claudia	NED	106.89	2	108.89	25	105.13	2	107.13	22	107.13	+9.04	33.82
30	21	WOLFFHARDT Viktoria	AUT	107.56	0	107.56	23	109.49	4	113.49	36	107.56	+9.47	34.48
31	26	ORNSTOVA Eva	CZE	108.89	4	112.89	34	105.69	2	107.69	23	107.69	+9.60	34.68
32	40	SATILA Ana	BRA	110.46	0	110.46	30	108.14	0	108.14	24	108.14	+10.05	35.37
33	30	TAKESHITA Yuriko	JPN	107.63	2	109.63	28	106.73	2	108.73	27	108.73	+10.64	36.27
34	35	RODRIGUEZ Meritxell	ESP	109.49	0	109.49	27	113.92	52	165.92	55	109.49	+11.40	37.43
35	34	US Viktoriya	UKR	110.38	0	110.38	29	113.42	52	165.42	54	110.38	+12.29	38.79
36	57	CEN Nanqin	CHN	110.25	10	120.25	47	107.50	4	111.50	30	111.50	+13.41	40.51
37	22	GOIKOETXEA Irati	ESP	109.31	6	115.31	42	105.72	6	111.72	31	111.72	+13.63	40.84
38	23	GIAI PRON Maria Clara	ITA	113.34	4	117.34	44	110.11	2	112.11	32	112.11	+14.02	41.44
39	46	LUKICHEVA Yekaterina	KAZ	109.18	6	115.18	39	110.37	2	112.37	33	112.37	+14.28	41.84
40	52	LI Lu	CHN	107.30	8	115.30	41	108.74	4	112.74	34	112.74	+14.65	42.40
41	43	LIPTAK Monika	POL	111.06	2	113.06	35	109.88	8	117.88	41	113.06	+14.97	42.89
42	32	CRAIG Hannah	IRL	112.39	2	114.39	38	109.15	4	113.15	35	113.15	+15.06	43.03
43	33	NEE Ashley	USA	110.09	4	114.09	36	112.91	8	120.91	44	114.09	+16.00	44.47
44	39	FEREKIDOU Maria	GRE	108.25	6	114.25	37	112.80	8	120.80	43	114.25	+16.16	44.71
45	44	GROENEVELD Jessica	CAN	113.28	2	115.28	40	111.22	54	165.22	53	115.28	+17.19	46.29


2013 ICF CANOE SLALOM WORLD CHAMPIONSHIPS Prague CZE



12.09. - 15.09.13

RESULTS LIST													
KAYAK (K1) WOMEN													
HEATS - 1ST AND 2ND RUN													
White Water Centre Prague Troja								13 Sep 2013 Start Time: 10:50					

Rk	Bib No.	Name	Ctry.	1st Run			2nd Run			Best				
				Time	Pen. Sec.	Total Time	Rk	Time	Pen. Sec.	Total Time	Rk	Time	Behind	ICF Points
46	45	ISMAILOVA Sevinch	BLR	118.36	0	118.36	45	111.73	4	115.73	38	115.73	+17.64	46.98
47	47	FROEHLICH Thea	CAN	117.13	4	121.13	48	115.97	0	115.97	39	115.97	+17.88	47.34
48	31	NOVAK Ajda	SLO	111.05	6	117.05	43	118.80	12	130.80	47	117.05	+18.96	48.99
49	38	CHABBEY Elise	SUI	119.57	158	277.57	57	113.42	4	117.42	40	117.42	+19.33	49.56
50	48	DENHOLLANDER Jazmyne	CAN	117.60	2	119.60	46	112.47	6	118.47	42	118.47	+20.38	51.17
51	55	POLEZHAYEVA Svetlana	KAZ	117.41	6	123.41	49	120.31	2	122.31	45	122.31	+24.22	57.04
52	49	CONLAN Aisling	IRL	126.49	6	132.49	51	118.52	6	124.52	46	124.52	+26.43	60.42
53	50	DERKS Dian	NED	123.29	4	127.29	50	119.72	12	131.72	48	127.29	+29.20	64.65
54	56	ENDO Eriko	JPN	136.22	8	144.22	52	125.04	10	135.04	49	135.04	+36.95	76.50
55	4	KUHNLE Corinna	AUT	98.66	54	152.66	53	100.95	52	152.95	50	152.66	+54.57	103.45
56	51	OTTEN Maartje	NED	133.85	152	285.85	58	148.84	6	154.84	51	154.84	+56.75	106.78
57	53	BARANAUSKAITE Erika	LTU	134.19	62	196.19	55	148.47	102	250.47	56	196.19	+98.10	170.02
58	59	PAERNAMEAGI Kersti	EST	137.57	106	243.57	56		0	DNS		243.57	+145.48	242.47
	58	DIAZ Sofia	ARG			DNF			154	DNF				

Chief Judge

 PRONO Jean Michel

2013 ICF CANOE SLALOM WORLD CHAMPIONSHIPS



Prague CZE

12.09. - 15.09.13



RACE ANALYSIS																													
KAYAK (K1) WOMEN																													
White Water Centre Prague Troja																HEATS - 1ST AND 2ND RUN												13 Sep 2013 Start Time: 10:50	

Rk	Bib No.	Name	Ctry.	Total Time																							Behind		
Phase	Time	1	2	3	4	5	6	7	8	9	10	11	12	13	14	15	16	17	18	19	20	21	22	23	24	25	Pen.	Total	
1	11	NEAVE Elizabeth	GBR	98.09																							0.00		
5	1st Run	102.57	-	-	-	-	-	-	-	-	-	-	-	-	-	-	-	-	-	-	-	-	-	-	-	-	-	0	102.57
1	2nd Run	98.09	-	-	-	-	-	-	-	-	-	-	-	-	-	-	-	-	-	-	-	-	-	-	-	-	-	0	98.09
2	1	FER Emilie	FRA	100.01																							+1.92		
1	1st Run	100.01	-	-	-	-	-	-	-	-	-	-	-	-	-	-	-	-	-	-	-	-	-	-	-	-	-	0	100.01
	2nd Run																												DNS
3	5	KUDEJOVA Katerina	CZE	100.24																							+2.15		
8	1st Run	102.09	-	-	-	-	-	-	-	-	-	-	-	-	2	-	-	-	-	-	-	-	-	-	-	-	2	104.09	
2	2nd Run	100.24	-	-	-	-	-	-	-	-	-	-	-	-	-	-	-	-	-	-	-	-	-	-	-	-	-	0	100.24
4	2	DUKATOVA Jana	SVK	101.42																							+3.33		
11	1st Run	105.00	-	-	-	-	-	-	-	-	-	-	-	-	-	-	-	-	-	-	-	-	-	-	-	-	-	0	105.00
3	2nd Run	99.42	-	-	-	-	-	-	-	-	-	-	-	-	-	-	2	-	-	-	-	-	-	-	-	-	-	2	101.42
5	8	POESCHEL Cindy	GER	101.95																							+3.86		
7	1st Run	101.57	-	-	-	-	-	-	-	-	-	-	-	-	-	-	-	-	-	-	-	-	-	-	2	-	2	103.57	
4	2nd Run	99.95	-	-	-	-	-	-	-	-	-	2	-	-	-	-	-	-	-	-	-	-	-	-	-	-	-	2	101.95
6	13	KALISKA Elena	SVK	102.38																							+4.29		
2	1st Run	102.38	-	-	-	-	-	-	-	-	-	-	-	-	-	-	-	-	-	-	-	-	-	-	-	-	-	0	102.38
26	2nd Run	106.38	-	-	-	-	-	-	-	2	-	-	-	-	-	-	-	-	-	-	-	-	-	-	-	-	-	2	108.38
7	7	KRAGELJ Ursa	SLO	102.45																							+4.36		
6	1st Run	101.40	-	-	-	-	-	-	-	-	2	-	-	-	-	-	-	-	-	-	-	-	-	-	-	-	2	103.40	
5	2nd Run	98.45	-	-	-	-	-	2	-	-	-	-	-	-	-	-	-	-	-	-	-	-	2	-	-	-	4	102.45	
8	14	NEWMAN Nouria	FRA	102.54																							+4.45		
3	1st Run	100.54	-	-	-	-	-	-	-	-	-	-	-	-	-	-	-	-	-	-	-	-	2	-	-	-	2	102.54	
29	2nd Run	101.08	-	2	-	-	-	-	-	2	-	-	-	2	-	-	-	2	-	-	-	-	2	-	-	-	10	111.08	
9	18	BAER Claudia	GER	102.55																							+4.46		
4	1st Run	102.55	-	-	-	-	-	-	-	-	-	-	-	-	-	-	-	-	-	-	-	-	-	-	-	-	-	0	102.55
10	2nd Run	103.83	-	-	-	-	-	-	-	-	-	-	-	-	-	-	-	-	-	-	-	-	-	-	-	-	-	0	103.83
10	15	LAWRENCE Rosalyn	AUS	103.01																							+4.92		
22	1st Run	103.53	-	-	-	-	-	-	-	2	-	-	-	-	-	2	-	-	-	-	-	-	-	-	-	-	-	4	107.53
6	2nd Run	103.01	-	-	-	-	-	-	-	-	-	-	-	-	-	-	-	-	-	-	-	-	-	-	-	-	-	0	103.01
11	12	OBLINGER-PETERS Violetta	AUT	103.07																							+4.98		
9	1st Run	104.19	-	-	-	-	-	-	-	-	-	-	-	-	-	-	-	-	-	-	-	-	-	-	-	-	-	0	104.19
7	2nd Run	103.07	-	-	-	-	-	-	-	-	-	-	-	-	-	-	-	-	-	-	-	-	-	-	-	-	-	0	103.07
12	25	PEROVA Aleksandra	RUS	103.09																							+5.00		
12	1st Run	105.19	-	-	-	-	-	-	-	-	-	-	-	-	-	-	-	-	-	-	-	-	-	-	-	-	-	0	105.19
8	2nd Run	103.09	-	-	-	-	-	-	-	-	-	-	-	-	-	-	-	-	-	-	-	-	-	-	-	-	-	0	103.09
13	29	JONES Luuka	NZL	103.69																							+5.60		
18	1st Run	106.59	-	-	-	-	-	-	-	-	-	-	-	-	-	-	-	-	-	-	-	-	-	-	-	-	-	0	106.59
9	2nd Run	101.69	-	-	-	-	-	-	-	-	-	-	-	-	-	-	-	-	-	-	-	-	2	-	-	-	2	103.69	

2013 ICF CANOE SLALOM WORLD CHAMPIONSHIPS



Prague CZE

12.09. - 15.09.13



RACE ANALYSIS																											
KAYAK (K1) WOMEN																											
HEATS - 1ST AND 2ND RUN																											
White Water Centre Prague Troja																13 Sep 2013 Start Time: 10:50											

Rk	Bib No.	Name	Ctry.	Total Time	Behind																							
Phase	Time	1	2	3	4	5	6	7	8	9	10	11	12	13	14	15	16	17	18	19	20	21	22	23	24	25	Pen.	Total
14	6	HILGERTOVA Stepanka	CZE	104.08	+5.99																							
17	1st Run	104.19	-	-	-	-	-	-	-	-	2	-	-	-	-	-	-	-	-	-	-	-	-	-	-	-	2	106.19
11	2nd Run	104.08	-	-	-	-	-	-	-	-	-	-	-	-	-	-	-	-	-	-	-	-	-	-	-	-	0	104.08
15	3	FOX Jessica	AUS	104.28	+6.19																							
10	1st Run	104.28	-	-	-	-	-	-	-	-	-	-	-	-	-	-	-	-	-	-	-	-	-	-	-	-	0	104.28
25	2nd Run	102.32	-	-	-	-	-	-	-	-	-	-	-	-	-	-	2	-	-	2	-	-	2	-	-	-	6	108.32
16	20	LAFONT Marie-Zelia	FRA	104.33	+6.24																							
16	1st Run	101.90	-	-	-	2	-	-	-	-	-	-	-	-	2	-	-	-	-	-	-	-	-	-	-	-	4	105.90
12	2nd Run	102.33	-	-	-	-	-	-	2	-	-	-	-	-	-	-	-	-	-	-	-	-	-	-	-	-	2	104.33
17	37	WOODS Kimberley	GBR	104.36	+6.27																							
26	1st Run	105.48	-	-	-	-	-	-	-	-	-	2	-	2	-	-	-	-	-	-	-	-	-	-	-	-	4	109.48
13	2nd Run	104.36	-	-	-	-	-	-	-	-	-	-	-	-	-	-	-	-	-	-	-	-	-	-	-	-	0	104.36
18	17	PENNIE Fiona	GBR	104.45	+6.36																							
20	1st Run	103.03	-	-	-	2	-	-	-	-	2	-	-	-	-	-	-	-	-	-	-	-	-	-	-	-	4	107.03
14	2nd Run	100.45	-	-	-	-	-	-	-	2	-	-	-	-	-	-	-	-	-	-	-	-	2	-	-	-	4	104.45
19	19	GRANT Sarah	AUS	104.47	+6.38																							
33	1st Run	108.83	-	-	-	2	-	-	-	-	-	-	-	-	-	-	-	-	-	-	2	-	-	-	-	-	4	112.83
15	2nd Run	104.47	-	-	-	-	-	-	-	-	-	-	-	-	-	-	-	-	-	-	-	-	-	-	-	-	0	104.47
20	16	HORN Stefanie	ITA	105.19	+7.10																							
12	1st Run	105.19	-	-	-	-	-	-	-	-	-	-	-	-	-	-	-	-	-	-	-	-	-	-	-	-	0	105.19
52	2nd Run	104.45	-	-	-	-	-	-	-	-	-	-	-	-	-	2	-	-	-	-	-	-	-	-	50	-	52	156.45
21	10	SCHORNBERG Jasmin	GER	105.23	+7.14																							
14	1st Run	105.23	-	-	-	-	-	-	-	-	-	-	-	-	-	-	-	-	-	-	-	-	-	-	-	-	0	105.23
18	2nd Run	104.16	-	-	-	-	-	-	-	-	-	-	-	-	-	-	-	-	-	-	-	-	-	2	-	-	2	106.16
22	36	YAZAWA Aki	JPN	105.71	+7.62																							
15	1st Run	105.71	-	-	-	-	-	-	-	-	-	-	-	-	-	-	-	-	-	-	-	-	-	-	-	-	0	105.71
37	2nd Run	111.79	-	-	-	-	-	-	-	-	-	-	-	-	-	-	-	-	2	-	-	-	-	-	-	-	2	113.79
23	27	PEROVA Ekaterina	RUS	106.02	+7.93																							
31	1st Run	107.34	-	-	-	-	-	-	-	2	-	-	-	-	-	-	-	-	-	-	-	-	2	-	-	-	4	111.34
16	2nd Run	104.02	-	-	-	-	-	-	-	2	-	-	-	-	-	-	-	-	-	-	-	-	-	-	-	-	2	106.02
24	54	MANN Dana	USA	106.07	+7.98																							
24	1st Run	106.60	-	-	-	-	-	-	-	-	-	-	-	-	-	-	-	-	-	-	-	2	-	-	-	-	2	108.60
17	2nd Run	104.07	-	-	-	-	2	-	-	-	-	-	-	-	-	-	-	-	-	-	-	-	-	-	-	-	2	106.07
25	28	MARTINEZ Marta	ESP	106.17	+8.08																							
54	1st Run	110.37	-	-	-	-	-	-	-	2	-	-	-	2	-	50	2	-	-	-	-	-	-	-	-	-	56	166.37
19	2nd Run	104.17	-	-	-	-	-	-	-	-	-	-	-	-	-	-	-	-	-	-	-	2	-	-	-	-	2	106.17
26	24	KHARITONOVA Marta	RUS	106.41	+8.32																							
21	1st Run	105.16	-	-	-	-	-	-	-	-	-	-	-	-	-	-	-	-	-	-	-	-	2	-	-	-	2	107.16
20	2nd Run	106.41	-	-	-	-	-	-	-	-	-	-	-	-	-	-	-	-	-	-	-	-	-	-	-	-	0	106.41

2013 ICF CANOE SLALOM WORLD CHAMPIONSHIPS



Prague CZE

12.09. - 15.09.13



RACE ANALYSIS																											
KAYAK (K1) WOMEN																											
HEATS - 1ST AND 2ND RUN																											
White Water Centre Prague Troja																13 Sep 2013 Start Time: 10:50											

Rk	Bib No.	Name	Ctry.	Total Time																				Behind					
Phase	Time	1	2	3	4	5	6	7	8	9	10	11	12	13	14	15	16	17	18	19	20	21	22	23	24	25	Pen.	Total	
27	41	NEVARILOVA Kristina	SVK	106.68																				+8.59					
32	1st Run	107.72	-	-	-	-	-	-	-	-	-	-	-	-	-	2	-	-	-	-	-	-	-	-	-	-	-	4	111.72
21	2nd Run	104.68	-	-	-	-	-	-	-	-	-	-	-	-	-	2	-	-	-	-	-	-	-	-	-	-	-	2	106.68
28	9	TERCELJ Eva	SLO	107.01																				+8.92					
19	1st Run	103.01	-	-	-	-	-	-	-	-	-	-	-	-	-	2	-	-	-	-	-	-	-	-	-	-	4	107.01	
28	2nd Run	105.16	-	2	-	-	-	-	-	-	-	-	-	-	-	-	-	-	-	-	-	-	-	-	-	2	-	109.16	
29	42	LEENDERS Claudia	NED	107.13																				+9.04					
25	1st Run	106.89	-	-	-	-	-	-	-	-	-	-	-	-	-	2	-	-	-	-	-	-	-	-	-	-	2	108.89	
22	2nd Run	105.13	-	-	-	-	-	-	-	-	-	-	-	-	-	-	-	-	-	-	-	-	-	-	-	2	-	107.13	
30	21	WOLFFHARDT Viktoria	AUT	107.56																				+9.47					
23	1st Run	107.56	-	-	-	-	-	-	-	-	-	-	-	-	-	-	-	-	-	-	-	-	-	-	-	-	0	107.56	
36	2nd Run	109.49	-	-	-	-	2	-	-	-	-	-	-	-	-	-	-	2	-	-	-	-	-	-	-	-	4	113.49	
31	26	ORNSTOVA Eva	CZE	107.69																				+9.60					
34	1st Run	108.89	-	-	-	-	2	-	-	-	-	-	-	-	-	-	-	-	-	-	-	-	-	-	-	2	-	112.89	
23	2nd Run	105.69	-	-	-	-	-	-	-	-	-	-	-	-	-	-	-	2	-	-	-	-	-	-	-	-	2	107.69	
32	40	SATILA Ana	BRA	108.14																				+10.05					
30	1st Run	110.46	-	-	-	-	-	-	-	-	-	-	-	-	-	-	-	-	-	-	-	-	-	-	-	-	0	110.46	
24	2nd Run	108.14	-	-	-	-	-	-	-	-	-	-	-	-	-	-	-	-	-	-	-	-	-	-	-	-	0	108.14	
33	30	TAKESHITA Yuriko	JPN	108.73																				+10.64					
28	1st Run	107.63	-	-	-	-	-	-	-	-	-	-	-	-	-	2	-	-	-	-	-	-	-	-	-	-	2	109.63	
27	2nd Run	106.73	-	-	-	-	-	-	-	-	-	-	-	-	2	-	-	-	-	-	-	-	-	-	-	-	2	108.73	
34	35	RODRIGUEZ Meritxell	ESP	109.49																				+11.40					
27	1st Run	109.49	-	-	-	-	-	-	-	-	-	-	-	-	-	-	-	-	-	-	-	-	-	-	-	-	0	109.49	
55	2nd Run	113.92	-	-	-	-	-	-	-	-	-	-	-	-	-	-	-	-	-	-	-	-	-	-	-	50	-	165.92	
35	34	US Viktoriya	UKR	110.38																				+12.29					
29	1st Run	110.38	-	-	-	-	-	-	-	-	-	-	-	-	-	-	-	-	-	-	-	-	-	-	-	-	0	110.38	
54	2nd Run	113.42	-	-	-	-	-	-	-	-	-	-	-	-	-	-	2	-	-	-	-	-	-	-	-	50	-	165.42	
36	57	CEN Nanqin	CHN	111.50																				+13.41					
47	1st Run	110.25	-	-	-	-	-	2	2	-	-	-	-	-	-	-	-	2	-	2	-	-	-	-	-	10	120.25		
30	2nd Run	107.50	-	-	-	-	-	-	-	-	-	-	-	-	-	-	-	-	-	-	-	-	-	-	2	2	-	111.50	
37	22	GOIKOETXEA Irati	ESP	111.72																				+13.63					
42	1st Run	109.31	-	-	-	-	-	-	-	-	-	-	-	-	-	2	-	-	-	-	-	-	-	-	2	2	-	115.31	
31	2nd Run	105.72	-	-	-	-	-	-	-	-	-	-	-	-	-	-	2	-	-	2	-	-	-	-	2	-	6	111.72	
38	23	GIAI PRON Maria Clara	ITA	112.11																				+14.02					
44	1st Run	113.34	-	-	-	-	2	-	-	-	2	-	-	-	-	-	-	-	-	-	-	-	-	-	-	-	4	117.34	
32	2nd Run	110.11	-	-	-	-	-	2	-	-	-	-	-	-	-	-	-	-	-	-	-	-	-	-	-	-	2	112.11	
39	46	LUKICHEVA Yekaterina	KAZ	112.37																				+14.28					
39	1st Run	109.18	-	-	-	-	2	-	-	-	-	2	-	-	-	-	-	-	-	-	-	-	-	-	-	-	6	115.18	
33	2nd Run	110.37	-	2	-	-	-	-	-	-	-	-	-	-	-	-	-	-	-	-	-	-	-	-	-	-	2	112.37	

2013 ICF CANOE SLALOM WORLD CHAMPIONSHIPS



Prague CZE

12.09. - 15.09.13



RACE ANALYSIS																											
KAYAK (K1) WOMEN																											
HEATS - 1ST AND 2ND RUN																											
White Water Centre Prague Troja																13 Sep 2013 Start Time: 10:50											

Rk	Bib No.	Name	Ctry.	Total Time																				Behind				
Phase	Time	1	2	3	4	5	6	7	8	9	10	11	12	13	14	15	16	17	18	19	20	21	22	23	24	25	Pen.	Total
40	52	LI Lu	CHN	112.74																				+14.65				
41	1st Run	107.30	-	-	-	-	2	-	2	-	-	-	-	-	-	2	-	-	-	-	-	-	-	2	-	-	8	115.30
34	2nd Run	108.74	-	-	-	-	-	-	-	-	-	2	-	-	-	2	-	-	-	-	-	-	-	-	-	-	4	112.74
41	43	LIPTAK Monika	POL	113.06																				+14.97				
35	1st Run	111.06	-	-	-	-	-	-	-	-	-	2	-	-	-	-	-	-	-	-	-	-	-	-	-	-	2	113.06
41	2nd Run	109.88	-	-	-	-	-	-	-	-	-	2	-	-	-	2	-	-	2	-	-	2	-	-	-	8	117.88	
42	32	CRAIG Hannah	IRL	113.15																				+15.06				
38	1st Run	112.39	-	-	-	-	-	-	-	-	2	-	-	-	-	-	-	-	-	-	-	-	-	-	-	2	114.39	
35	2nd Run	109.15	-	-	-	-	2	-	-	-	-	-	-	-	-	-	-	-	-	-	-	-	-	2	-	4	113.15	
43	33	NEE Ashley	USA	114.09																				+16.00				
36	1st Run	110.09	-	-	-	-	-	-	-	-	-	-	-	-	-	2	2	-	-	-	-	-	-	-	-	4	114.09	
44	2nd Run	112.91	-	-	-	-	-	-	-	-	2	-	-	-	2	-	-	2	-	-	2	-	-	-	-	8	120.91	
44	39	FEREKIDOU Maria	GRE	114.25																				+16.16				
37	1st Run	108.25	-	-	-	-	-	-	-	-	-	-	-	-	-	2	-	-	2	-	-	2	-	-	-	6	114.25	
43	2nd Run	112.80	-	-	-	-	-	-	-	-	-	-	-	2	2	-	2	-	-	-	-	-	-	-	2	8	120.80	
45	44	GROENEVELD Jessica	CAN	115.28																				+17.19				
40	1st Run	113.28	-	-	-	-	-	2	-	-	-	-	-	-	-	-	-	-	-	-	-	-	-	-	-	2	115.28	
53	2nd Run	111.22	-	-	-	-	-	-	-	-	-	-	-	2	-	2	-	-	-	-	-	-	-	50	-	54	165.22	
46	45	ISMAILOVA Sevinch	BLR	115.73																				+17.64				
45	1st Run	118.36	-	-	-	-	-	-	-	-	-	-	-	-	-	-	-	-	-	-	-	-	-	-	-	0	118.36	
38	2nd Run	111.73	-	-	2	-	-	2	-	-	-	-	-	-	-	-	-	-	-	-	-	-	-	-	-	4	115.73	
47	47	FROELICH Thea	CAN	115.97																				+17.88				
48	1st Run	117.13	-	2	-	-	-	-	-	-	-	-	-	-	-	-	-	-	-	-	-	2	-	-	-	4	121.13	
39	2nd Run	115.97	-	-	-	-	-	-	-	-	-	-	-	-	-	-	-	-	-	-	-	-	-	-	-	0	115.97	
48	31	NOVAK Ajda	SLO	117.05																				+18.96				
43	1st Run	111.05	-	-	-	-	-	-	2	-	-	2	-	-	-	-	-	-	2	-	-	-	-	-	-	6	117.05	
47	2nd Run	118.80	-	-	-	-	-	-	-	-	2	-	-	-	-	2	-	-	2	2	-	2	-	2	-	12	130.80	
49	38	CHABBEY Elise	SUI	117.42																				+19.33				
57	1st Run	119.57	-	-	2	-	-	-	-	-	-	-	-	-	2	2	50	50	-	-	-	2	-	50	-	158	277.57	
40	2nd Run	113.42	-	-	-	-	2	-	-	2	-	-	-	-	-	-	-	-	-	-	-	-	-	-	-	4	117.42	
50	48	DENHOLLANDER Jazmyne	CAN	118.47																				+20.38				
46	1st Run	117.60	-	-	-	-	-	-	-	-	-	-	-	-	-	2	-	-	-	-	-	-	-	-	-	2	119.60	
42	2nd Run	112.47	-	-	-	-	-	-	-	-	2	-	2	-	-	-	-	-	-	-	-	2	-	-	-	6	118.47	
51	55	POLEZHAYEVA Svetlana	KAZ	122.31																				+24.22				
49	1st Run	117.41	-	-	-	-	2	-	-	-	2	-	-	-	-	-	-	-	-	-	-	-	-	-	2	6	123.41	
45	2nd Run	120.31	-	-	-	-	-	-	-	-	-	-	-	-	-	2	-	-	-	-	-	-	-	-	-	2	122.31	
52	49	CONLAN Aisling	IRL	124.52																				+26.43				
51	1st Run	126.49	-	-	-	-	-	-	-	-	2	-	-	-	2	2	-	-	-	-	-	-	-	-	-	6	132.49	
46	2nd Run	118.52	-	-	-	-	-	-	-	-	2	-	-	2	-	-	-	-	-	-	-	2	-	-	-	6	124.52	

2013 ICF CANOE SLALOM WORLD CHAMPIONSHIPS



Prague CZE

12.09. - 15.09.13



RACE ANALYSIS																											
KAYAK (K1) WOMEN																											
HEATS - 1ST AND 2ND RUN																											
White Water Centre Prague Troja														13 Sep 2013 Start Time: 10:50													

Rk	Bib No.	Name	Ctry.	Total Time																				Behind					
Phase	Time	1	2	3	4	5	6	7	8	9	10	11	12	13	14	15	16	17	18	19	20	21	22	23	24	25	Pen.	Total	
53	50	DERKS Dian	NED	127.29																				+29.20					
50	1st Run	123.29	-	-	-	-	-	-	-	-	-	-	-	-	-	2	2	-	-	-	-	-	-	-	-	-	-	4	127.29
48	2nd Run	119.72	-	-	-	-	-	-	2	-	2	-	-	2	-	-	2	-	-	-	-	-	-	2	2	-	-	12	131.72
54	56	ENDO Eriko	JPN	135.04																				+36.95					
52	1st Run	136.22	-	2	-	-	-	-	2	-	-	-	-	-	-	2	-	-	-	-	-	-	2	-	-	-	-	8	144.22
49	2nd Run	125.04	-	-	2	-	-	-	2	-	2	-	-	-	-	-	-	-	-	-	2	-	-	2	-	-	-	10	135.04
55	4	KUHNLE Corinna	AUT	152.66																				+54.57					
53	1st Run	98.66	-	2	-	-	-	-	-	-	-	-	-	-	-	-	-	-	-	-	-	50	2	-	-	-	-	54	152.66
50	2nd Run	100.95	-	-	-	-	-	-	-	-	-	-	-	-	-	2	50	-	-	-	-	-	-	-	-	-	-	52	152.95
56	51	OTTEN Maartje	NED	154.84																				+56.75					
58	1st Run	133.85	-	-	-	-	-	-	-	-	-	-	-	-	-	-	-	-	-	2	50	50	-	-	50	-	-	152	285.85
51	2nd Run	148.84	-	-	-	-	-	-	-	-	-	2	-	-	-	-	-	-	-	-	2	-	2	-	-	-	-	6	154.84
57	53	BARANAUSKAITE Erika	LTU	196.19																				+98.10					
55	1st Run	134.19	-	-	-	-	-	2	-	-	2	-	2	2	-	-	-	-	-	2	50	-	-	2	-	-	-	62	196.19
56	2nd Run	148.47	-	-	-	-	-	-	-	-	-	-	2	-	-	50	50	-	-	-	-	-	-	-	-	-	-	102	250.47
58	59	PAERNAMAEGI Kersti	EST	243.57																				+145.48					
56	1st Run	137.57	-	-	-	-	-	-	-	-	-	-	-	-	-	2	-	-	-	2	2	-	50	-	50	-	-	106	243.57
	2nd Run																											0	DNS
	58	DIAZ Sofia	ARG																										
	1st Run		-	50	-	-	-	2	-	2	-	-	50	2	-	-	50	2	-	-									DNF
	2nd Run		-	-	-	50	-	2	50	50	-	2																154	DNF

2013 ICF CANOE SLALOM WORLD CHAMPIONSHIPS




Prague CZE

12.09. - 15.09.13



White Water Centre Prague Troja		RESULTS LIST KAYAK (K1) WOMEN SEMIFINAL		15 Sep 2013 Start Time: 09:30	
---------------------------------	--	--	--	-------------------------------	--

Rank	Bib No.	Name	Ctry.	Time	Penalty Seconds	Total Time	Behind	ICF Points
1	5	KUDEJOVA Katerina	CZE	110.27	0	110.27	0.00	10.00
2	2	DUKATOVA Jana	SVK	110.41	0	110.41	+0.14	10.19
3	10	SCHORNBERG Jasmin	GER	112.82	0	112.82	+2.55	13.47
4	1	FER Emilie	FRA	109.56	4	113.56	+3.29	14.48
5	13	KALISKA Elena	SVK	113.61	0	113.61	+3.34	14.54
6	8	POESCHEL Cindy	GER	110.75	4	114.75	+4.48	16.09
7	54	MANN Dana	USA	115.44	0	115.44	+5.17	17.03
8	20	LAFONT Marie-Zelia	FRA	114.83	2	116.83	+6.56	18.92
9	15	LAWRENCE Rosalyn	AUS	115.31	2	117.31	+7.04	19.58
10	14	NEWMAN Nouria	FRA	117.61	0	117.61	+7.34	19.98
11	11	NEAVE Elizabeth	GBR	116.05	2	118.05	+7.78	20.58
12	19	GRANT Sarah	AUS	118.18	0	118.18	+7.91	20.76
13	9	TERCELJ Eva	SLO	116.20	2	118.20	+7.93	20.79
14	18	BAER Claudia	GER	114.96	4	118.96	+8.69	21.82
15	6	HILGERTOVA Stepanka	CZE	115.06	4	119.06	+8.79	21.96
16	29	JONES Luuka	NZL	115.43	4	119.43	+9.16	22.46
17	17	PENNIE Fiona	GBR	115.94	4	119.94	+9.67	23.15
18	3	FOX Jessica	AUS	116.77	4	120.77	+10.50	24.28
19	24	KHARITONOVA Marta	RUS	119.97	2	121.97	+11.70	25.92
20	7	KRAGELJ Ursa	SLO	119.63	4	123.63	+13.36	28.17
21	27	PEROVA Ekaterina	RUS	121.70	4	125.70	+15.43	30.99
22	21	WOLFFHARDT Viktoria	AUT	127.27	2	129.27	+19.00	35.85
23	41	NEVARILOVA Kristina	SVK	126.07	6	132.07	+21.80	39.65
24	28	MARTINEZ Marta	ESP	130.35	2	132.35	+22.08	40.04
25	36	YAZAWA Aki	JPN	126.74	10	136.74	+26.47	46.01
26	42	LEENDERS Claudia	NED	139.27	6	145.27	+35.00	57.61
27	16	HORN Stefanie	ITA	112.94	50	162.94	+52.67	81.65
28	25	PEROVA Aleksandra	RUS	118.99	54	172.99	+62.72	95.32
29	12	OBLINGER-PETERS Violetta	AUT	121.72	52	173.72	+63.45	96.31
30	37	WOODS Kimberley	GBR	125.95	110	235.95	+125.68	180.96

Chief Judge

 PRONO Jean Michel

2013 ICF CANOE SLALOM WORLD CHAMPIONSHIPS



Prague CZE

12.09. - 15.09.13

RACE ANALYSIS	
KAYAK (K1) WOMEN	
SEMIFINAL	
White Water Centre Prague Troja	
15 Sep 2013 Start Time: 09:30	

Rk	Bib No.	Name	Ctry.	Total Time	Behind																							
Phase	Time	1	2	3	4	5	6	7	8	9	10	11	12	13	14	15	16	17	18	19	20	21	22	23	24	25	Pen.	Total
1	5	KUDEJOVA Katerina	CZE	110.27	0.00																							
1	Semifinal	110.27	-	-	-	-	-	-	-	-	-	-	-	-	-	-	-	-	-	-	-	-	-	-	-	-	0	110.27
2	2	DUKATOVA Jana	SVK	110.41	+0.14																							
2	Semifinal	110.41	-	-	-	-	-	-	-	-	-	-	-	-	-	-	-	-	-	-	-	-	-	-	-	-	0	110.41
3	10	SCHORNBERG Jasmin	GER	112.82	+2.55																							
3	Semifinal	112.82	-	-	-	-	-	-	-	-	-	-	-	-	-	-	-	-	-	-	-	-	-	-	-	-	0	112.82
4	1	FER Emilie	FRA	113.56	+3.29																							
4	Semifinal	109.56	-	-	-	-	-	-	-	2	-	-	2	-	-	-	-	-	-	-	-	-	-	-	-	-	4	113.56
5	13	KALISKA Elena	SVK	113.61	+3.34																							
5	Semifinal	113.61	-	-	-	-	-	-	-	-	-	-	-	-	-	-	-	-	-	-	-	-	-	-	-	-	0	113.61
6	8	POESCHEL Cindy	GER	114.75	+4.48																							
6	Semifinal	110.75	-	-	-	-	-	-	-	-	2	-	-	-	-	-	-	-	2	-	-	-	-	-	-	-	4	114.75
7	54	MANN Dana	USA	115.44	+5.17																							
7	Semifinal	115.44	-	-	-	-	-	-	-	-	-	-	-	-	-	-	-	-	-	-	-	-	-	-	-	-	0	115.44
8	20	LAFONT Marie-Zelia	FRA	116.83	+6.56																							
8	Semifinal	114.83	-	-	-	-	-	-	-	-	2	-	-	-	-	-	-	-	-	-	-	-	-	-	-	-	2	116.83
9	15	LAWRENCE Rosalyn	AUS	117.31	+7.04																							
9	Semifinal	115.31	-	-	-	-	-	-	-	-	-	-	2	-	-	-	-	-	-	-	-	-	-	-	-	-	2	117.31
10	14	NEWMAN Nouria	FRA	117.61	+7.34																							
10	Semifinal	117.61	-	-	-	-	-	-	-	-	-	-	-	-	-	-	-	-	-	-	-	-	-	-	-	-	0	117.61
11	11	NEAVE Elizabeth	GBR	118.05	+7.78																							
11	Semifinal	116.05	-	-	-	-	-	-	-	-	2	-	-	-	-	-	-	-	-	-	-	-	-	-	-	-	2	118.05
12	19	GRANT Sarah	AUS	118.18	+7.91																							
12	Semifinal	118.18	-	-	-	-	-	-	-	-	-	-	-	-	-	-	-	-	-	-	-	-	-	-	-	-	0	118.18
13	9	TERCELJ Eva	SLO	118.20	+7.93																							
13	Semifinal	116.20	-	-	-	-	-	-	-	-	-	-	-	-	-	-	-	2	-	-	-	-	-	-	-	-	2	118.20
14	18	BAER Claudia	GER	118.96	+8.69																							
14	Semifinal	114.96	-	-	-	-	-	-	-	-	-	-	2	-	-	-	2	-	-	-	-	-	-	-	-	-	4	118.96
15	6	HILGERTOVA Stepanka	CZE	119.06	+8.79																							
15	Semifinal	115.06	-	-	-	-	-	-	-	-	2	-	2	-	-	-	-	-	-	-	-	-	-	-	-	-	4	119.06
16	29	JONES Luuka	NZL	119.43	+9.16																							
16	Semifinal	115.43	-	-	-	-	-	-	-	2	2	-	-	-	-	-	-	-	-	-	-	-	-	-	-	-	4	119.43
17	17	PENNIE Fiona	GBR	119.94	+9.67																							
17	Semifinal	115.94	-	-	-	-	2	2	-	-	-	-	-	-	-	-	-	-	-	-	-	-	-	-	-	-	4	119.94
18	3	FOX Jessica	AUS	120.77	+10.50																							
18	Semifinal	116.77	-	-	-	-	2	-	-	-	-	2	-	-	-	-	-	-	-	-	-	-	-	-	-	-	4	120.77
19	24	KHARITONOVA Marta	RUS	121.97	+11.70																							
19	Semifinal	119.97	-	-	-	-	-	-	-	-	-	-	-	-	-	-	-	-	-	-	-	2	-	-	-	-	2	121.97

2013 ICF CANOE SLALOM WORLD CHAMPIONSHIPS



Prague CZE

12.09. - 15.09.13



RACE ANALYSIS	
KAYAK (K1) WOMEN	
SEMIFINAL	
White Water Centre Prague Troja	
15 Sep 2013 Start Time: 09:30	

Rk	Bib No.	Name	Ctry.	Total Time	Behind
20	7	KRAGELJ Ursa	SLO	123.63	+13.36
20	Semifinal	119.63	- - - - -	- 2 - - - - -	2 - - - - -
21	27	PEROVA Ekaterina	RUS	125.70	+15.43
21	Semifinal	121.70	- - - - -	- - - - - 2 - - - - -	2 - - - - -
22	21	WOLFFHARDT Viktoria	AUT	129.27	+19.00
22	Semifinal	127.27	- - - - -	- - - - - 2 - - - - -	- - - - - 2
23	41	NEVARILOVA Kristina	SVK	132.07	+21.80
23	Semifinal	126.07	- - - 2 - - - - -	- - - 2 - - - - -	- - - - - 6
24	28	MARTINEZ Marta	ESP	132.35	+22.08
24	Semifinal	130.35	- - - - -	- - - 2 - - - - -	- - - - - 2
25	36	YAZAWA Aki	JPN	136.74	+26.47
25	Semifinal	126.74	- - - - -	- - - 2 - 2 2 - - -	- 2 - - - - - 2
26	42	LEENDERS Claudia	NED	145.27	+35.00
26	Semifinal	139.27	- - - - -	- - - 2 - - - - -	2 - - - - - 2
27	16	HORN Stefanie	ITA	162.94	+52.67
27	Semifinal	112.94	- - - - -	- - - - -	- - 50 - - - - -
28	25	PEROVA Aleksandra	RUS	172.99	+62.72
28	Semifinal	118.99	- - - - -	- 2 - - - - -	- - 50 - - - 2
29	12	OBLINGER-PETERS Violetta	AUT	173.72	+63.45
29	Semifinal	121.72	- - 2 - - - - -	- - - - -	- 50 - - - - -
30	37	WOODS Kimberley	GBR	235.95	+125.68
30	Semifinal	125.95	- - - 2 - 2 - - -	- - - - -	2 2 2 - - - - 50 50 110



2013 ICF CANOE SLALOM WORLD CHAMPIONSHIPS Prague CZE



12.09. - 15.09.13

White Water Centre Prague Troja		RESULTS LIST KAYAK (K1) WOMEN FINAL	15 Sep 2013 Start Time: 12:02
---------------------------------	--	--	-------------------------------

Rank	Bib No.	Name	Ctry.	Time	Penalty Seconds	Total Time	Behind	ICF Points
1	1	FER Emilie	FRA	111.74	4	115.74	0.00	0.00
2	14	NEWMAN Nouria	FRA	111.94	6	117.94	+2.20	2.85
3	10	SCHORNBERG Jasmin	GER	114.99	4	118.99	+3.25	4.21
4	2	DUKATOVA Jana	SVK	113.95	6	119.95	+4.21	5.46
5	54	MANN Dana	USA	114.62	6	120.62	+4.88	6.32
6	20	LAFONT Marie-Zelia	FRA	117.36	6	123.36	+7.62	9.88
7	15	LAWRENCE Rosalyn	AUS	120.97	4	124.97	+9.23	11.96
8	5	KUDEJOVA Katerina	CZE	126.53	4	130.53	+14.79	19.17
9	13	KALISKA Elena	SVK	126.57	8	134.57	+18.83	24.40
10	8	POESCHEL Cindy	GER	125.56	50	175.56	+59.82	77.53

Chief Judge


PRONO Jean Michel

2013 ICF CANOE SLALOM WORLD CHAMPIONSHIPS



Prague CZE

12.09. - 15.09.13



RACE ANALYSIS	
KAYAK (K1) WOMEN	
FINAL	
White Water Centre Prague Troja	
15 Sep 2013 Start Time: 12:02	

Rk	Bib No.	Name	Ctry.	Total Time																				Behind				
Phase	Time	1	2	3	4	5	6	7	8	9	10	11	12	13	14	15	16	17	18	19	20	21	22	23	24	25	Pen.	Total
1	1	FER Emilie	FRA	115.74																				0.00				
1	Final	111.74	-	-	-	-	-	-	-	2	-	-	-	-	-	2	-	-	-	-	-	-	-	-	-	-	4	115.74
2	14	NEWMAN Nouria	FRA	117.94																				+2.20				
2	Final	111.94	-	-	-	-	-	-	-	2	-	2	-	-	-	-	-	-	-	-	-	-	-	-	2	-	6	117.94
3	10	SCHORNBURG Jasmin	GER	118.99																				+3.25				
3	Final	114.99	-	-	-	-	-	-	-	-	-	-	-	-	-	-	2	-	-	-	-	-	-	-	2	-	4	118.99
4	2	DUKATOVA Jana	SVK	119.95																				+4.21				
4	Final	113.95	-	-	-	-	-	-	-	-	2	2	-	2	-	-	-	-	-	-	-	-	-	-	-	-	6	119.95
5	54	MANN Dana	USA	120.62																				+4.88				
5	Final	114.62	-	-	-	-	-	-	-	-	-	-	-	-	-	2	-	-	2	-	-	-	-	-	2	-	6	120.62
6	20	LAFONT Marie-Zelia	FRA	123.36																				+7.62				
6	Final	117.36	-	-	-	-	-	-	-	-	2	-	2	-	-	-	-	-	2	-	-	-	-	-	-	-	6	123.36
7	15	LAWRENCE Rosalyn	AUS	124.97																				+9.23				
7	Final	120.97	-	-	-	-	2	-	-	-	-	-	-	-	-	-	-	-	-	-	-	-	-	-	2	-	4	124.97
8	5	KUDEJOVA Katerina	CZE	130.53																				+14.79				
8	Final	126.53	-	-	-	-	-	-	-	-	-	-	-	-	2	-	-	-	-	-	-	-	-	-	2	-	4	130.53
9	13	KALISKA Elena	SVK	134.57																				+18.83				
9	Final	126.57	-	-	-	-	-	-	-	-	-	-	2	-	-	-	-	2	-	-	-	2	-	-	2	-	8	134.57
10	8	POESCHEL Cindy	GER	175.56																				+59.82				
10	Final	125.56	-	-	-	-	-	-	-	-	-	-	-	-	-	50	-	-	-	-	-	-	-	-	-	-	50	175.56


2013 ICF CANOE SLALOM WORLD CHAMPIONSHIPS Prague CZE



12.09. - 15.09.13

RESULTS LIST									
KAYAK (K1) WOMEN TEAMS									
FINAL									
White Water Centre Prague Troja							15 Sep 2013 Start Time: 14:30		

Rank	Bib No.	Name	Ctry.	Time	Penalty Seconds	Total Time	Behind
1	2	Czech Republic 2A HILGERTOVA Stepanka 2B KUDEJOVA Katerina	CZE	127.55	0	127.55	0.00
2	3	Germany 3A SCHORNBERG Jasmin 3B BAER Claudia	GER	134.72	4	138.72	+11.17
3	6	Slovenia 6A KRAGELJ Ursa 6B TERCELJ Eva	SLO	132.94	6	138.94	+11.39
4	9	Australia 9A GRANT Sarah 9B FOX Jessica	AUS	137.38	6	143.38	+15.83
5	10	Russia 10A PEROVA Aleksandra 10B PEROVA Ekaterina	RUS	139.82	4	143.82	+16.27
6	1	Slovakia 1A KALISKA Elena 1B DUKATOVA Jana	SVK	138.01	6	144.01	+16.46
7	7	Spain 7A MARTINEZ Marta 7B GOIKOETXEA Irati	ESP	140.29	6	146.29	+18.74
8	4	Austria 4A OBLINGER-PETERS Violetta 4B KUHNLE Corinna	AUT	144.77	16	160.77	+33.22
9	12	Canada 12A GROENEVELD Jessica 12B FROEHLICH Thea	CAN	149.19	16	165.19	+37.64
10	13	Netherlands 13A LEENDERS Claudia 13B DERKS Dian	NED	168.45	16	184.45	+56.90
11	8	Japan 8A TAKESHITA Yuriko 8B YAZAWA Aki	JPN	150.53	62	212.53	+84.98
	5	France 5A FER Emilie 5B LAFONT Marie-Zelia	FRA		4	DNF	
	11	Great Britain 11A PENNIE Fiona 11B WOODS Kimberley	GBR			DNS	

Chief Judge

PRONO Jean Michel

2013 ICF CANOE SLALOM WORLD CHAMPIONSHIPS



Prague CZE

12.09. - 15.09.13



RACE ANALYSIS																													
KAYAK (K1) WOMEN TEAMS																													
White Water Centre Prague Troja														FINAL															
																										15 Sep 2013		Start Time: 14:30	

Rk	Bib No.	Name	Ctry.	Total Time	Behind																							
Phase	Time	1	2	3	4	5	6	7	8	9	10	11	12	13	14	15	16	17	18	19	20	21	22	23	24	25	Pen.	Total
1	2	Czech Republic	CZE	127.55	0.00																							
1	Final	127.55	-	-	-	-	-	-	-	-	-	-	-	-	-	-	-	-	-	-	-	-	-	-	-	-	0	127.55
	2A		-	-	-	-	-	-	-	-	-	-	-	-	-	-	-	-	-	-	-	-	-	-	-	-		HILGERTOVA Stepanka
	2B		-	-	-	-	-	-	-	-	-	-	-	-	-	-	-	-	-	-	-	-	-	-	-	-		KUDEJOVA Katerina
	2C		-	-	-	-	-	-	-	-	-	-	-	-	-	-	-	-	-	-	-	-	-	-	-	-		ORNSTOVA Eva
2	3	Germany	GER	138.72	+11.17																							
2	Final	134.72	-	-	-	-	-	-	-	-	-	2	-	-	-	-	-	-	2	-	-	-	-	-	-	-	4	138.72
	3A		-	-	-	-	-	-	-	-	-	-	-	-	-	-	-	-	-	-	-	-	-	-	-	-		SCHORNBERG Jasmin
	3B		-	-	-	-	-	-	-	-	-	-	-	-	-	-	-	-	2	-	-	-	-	-	-	-		BAER Claudia
	3C		-	-	-	-	-	-	-	-	2	-	-	-	-	-	-	-	-	-	-	-	-	-	-	-		POESCHEL Cindy
3	6	Slovenia	SLO	138.94	+11.39																							
3	Final	132.94	-	-	-	-	-	-	-	2	2	-	-	-	-	-	-	-	-	-	-	-	-	-	2	-	6	138.94
	6A		-	-	-	-	-	-	-	-	-	-	-	-	-	-	-	-	-	-	-	-	-	-	-	-		KRAGELJ Ursa
	6B		-	-	-	-	-	-	-	-	-	-	-	-	-	-	-	-	-	-	-	-	-	-	2	-	TERCELJ Eva	
	6C		-	-	-	-	-	-	-	2	2	-	-	-	-	-	-	-	-	-	-	-	-	-	-	-		NOVAK Ajda
4	9	Australia	AUS	143.38	+15.83																							
4	Final	137.38	-	-	-	-	-	-	-	2	-	-	-	-	-	2	-	-	2	-	-	-	-	-	-	-	6	143.38
	9A		-	-	-	-	-	-	-	-	-	-	-	-	-	-	-	-	-	-	-	-	-	-	-	-		GRANT Sarah
	9B		-	-	-	-	-	-	-	2	-	-	-	-	2	-	-	2	-	-	-	-	-	-	-	-		FOX Jessica
	9C		-	-	-	-	-	-	-	-	-	-	-	-	-	-	-	-	-	-	-	-	-	-	-	-		LAWRENCE Rosalyn
5	10	Russia	RUS	143.82	+16.27																							
5	Final	139.82	-	-	-	-	2	-	-	2	-	-	-	-	-	-	-	-	-	-	-	-	-	-	-	-	4	143.82
	10A		-	-	-	-	-	-	-	-	-	-	-	-	-	-	-	-	-	-	-	-	-	-	-	-		PEROVA Aleksandra
	10B		-	-	-	-	-	-	-	2	-	-	-	-	-	-	-	-	-	-	-	-	-	-	-	-		PEROVA Ekaterina
	10C		-	-	-	-	2	-	-	-	-	-	-	-	-	-	-	-	-	-	-	-	-	-	-	-		KHARITONOVA Marta
6	1	Slovakia	SVK	144.01	+16.46																							
6	Final	138.01	-	-	-	-	-	2	-	2	-	-	-	-	-	-	-	-	-	2	-	-	-	-	-	-	6	144.01
	1A		-	-	-	-	-	-	-	-	-	-	-	-	-	-	-	-	-	2	-	-	-	-	-	-		KALISKA Elena
	1B		-	-	-	-	-	-	-	-	-	-	-	-	-	-	-	-	-	-	-	-	-	-	-	-		DUKATOVA Jana
	1C		-	-	-	-	-	2	-	2	-	-	-	-	-	-	-	-	-	-	-	-	-	-	-	-		NEVARILOVA Kristina
7	7	Spain	ESP	146.29	+18.74																							
7	Final	140.29	-	-	-	-	-	-	-	-	-	2	-	-	2	-	-	2	-	-	-	-	-	-	-	-	6	146.29
	7A		-	-	-	-	-	-	-	-	-	-	-	-	-	-	-	2	-	-	-	-	-	-	-	-		MARTINEZ Marta
	7B		-	-	-	-	-	-	-	-	-	-	-	-	-	-	-	-	-	-	-	-	-	-	-	-		GOIKOETXEA Irati
	7C		-	-	-	-	-	-	-	-	2	-	-	2	-	-	-	-	-	-	-	-	-	-	-	-		RODRIGUEZ Meritxel

2013 ICF CANOE SLALOM WORLD CHAMPIONSHIPS



Prague CZE

12.09. - 15.09.13



RACE ANALYSIS																													
KAYAK (K1) WOMEN TEAMS																													
White Water Centre Prague Troja														FINAL															
																										15 Sep 2013		Start Time: 14:30	

Rk	Bib No.	Name	Ctry.	Total Time																				Behind					
Phase	Time	1	2	3	4	5	6	7	8	9	10	11	12	13	14	15	16	17	18	19	20	21	22	23	24	25	Pen.	Total	
8 4 Austria AUT 160.77 +33.22																													
8	Final	144.77	-	-	-	-	2	-	-	-	-	6	-	-	-	-	2	2	-	2	-	-	-	-	-	-	-	16	160.77
	4A		-	-	-	-	-	-	-	-	2	-	-	-	-	2	2	-	2	-	-	-	-	-	-	-	-		OBLINGER-PETERS Violetta
	4B		-	-	-	-	2	-	-	-	-	2	-	-	-	-	-	-	-	-	-	-	-	2	-	-	-		KUHNLE Corinna
	4C		-	-	-	-	-	-	-	-	-	2	-	-	-	-	-	-	-	-	-	-	-	-	-	-	-		WOLFFHARDT Viktoria
9 12 Canada CAN 165.19 +37.64																													
9	Final	149.19	-	-	-	-	-	2	-	2	2	-	-	-	4	-	2	4	-	-	-	-	-	-	-	-	-	16	165.19
	12A		-	-	-	-	-	-	-	2	2	-	-	-	2	-	-	2	-	-	-	-	-	-	-	-	-		GROENEVELD Jessica
	12B		-	-	-	-	-	2	-	-	-	-	-	-	-	-	2	2	-	-	-	-	-	-	-	-	-		FROELICH Thea
	12C		-	-	-	-	-	-	-	-	-	-	-	-	2	-	-	-	-	-	-	-	-	-	-	-	-		DENHOLLANDER Jazmyne
10 13 Netherlands NED 184.45 +56.90																													
10	Final	168.45	-	-	-	-	-	-	2	-	2	-	-	4	2	2	2	-	-	-	2	-	-	-	-	-	-	16	184.45
	13A		-	-	-	-	-	-	-	-	2	-	-	-	-	-	-	-	-	-	-	-	-	-	-	-	-		LEENDERS Claudia
	13B		-	-	-	-	-	-	-	-	-	-	-	2	2	-	-	-	-	-	-	-	-	-	-	-	-		DERKS Dian
	13C		-	-	-	-	-	-	2	-	-	-	-	2	-	2	2	-	-	-	2	-	-	-	-	-	-		OTTEN Maartje
11 8 Japan JPN 212.53 +84.98																													
11	Final	150.53	-	-	-	-	2	50	-	-	-	-	-	-	-	-	-	2	-	2	-	4	2	-	-	-	62	212.53	
	8A		-	-	-	-	-	-	-	-	-	-	-	-	-	-	-	-	-	-	-	2	-	-	-	-	-		TAKESHITA Yuriko
	8B		-	-	-	-	2	-	-	-	-	-	-	-	-	-	-	2	-	2	-	-	-	-	-	-	-		YAZAWA Aki
	8C		-	-	-	-	-	50	-	-	-	-	-	-	-	-	-	-	-	-	-	-	2	2	-	-	-		ENDO Eriko
5 France FRA																													
	Final		-	-	2	-	2	-	-	-	-	-	-	-	-	-	-	-	-	-	-	-	-	-	-	-	4	DNF	
	5A		-	-	2	-	2	-	-	-	-	-	-	-	-	-	-	-	-	-	-	-	-	-	2	-	-		FER Emilie
	5B		-	-	-	-	-	-	-	-	-	-	-	-	-	-	-	-	-	-	-	-	-	-	-	-	-		LAFONT Marie-Zelia
	5C		-	-	-	-	-	-	-	-	-	-	-	-	-	-	-	-	-	-	-	-	-	-	-	-	-		NEWMAN Nouria
11 Great Britain GBR																													
	Final		-	-	-	-	-	-	-	-	-	-	-	-	-	-	-	-	-	-	-	-	-	-	-	-	-		DNF
	11A		-	-	-	-	-	-	-	-	-	-	-	-	-	-	-	-	-	-	-	-	-	-	-	-	-		PENNIE Fiona
	11B		-	-	-	-	-	-	-	-	-	-	-	-	-	-	-	-	-	-	-	-	-	-	-	-	-		WOODS Kimberley
	11C		-	-	-	-	-	-	-	-	-	-	-	-	-	-	-	-	-	-	-	-	-	-	-	-	-		NEAVE Elizabeth

2013 ICF CANOE SLALOM WORLD CHAMPIONSHIPS



Prague

CZE

12.09. - 15.09.13



MEDAL STANDINGS

White Water Centre Prague Troja

As of 15 Sep 2013

Rank	Country	Gold	Silver	Bronze	Total
1	Czech Republic	3	3	-	6
2	Great Britain	2	1	1	4
3	Australia	2	-	-	2
4	Slovakia	1	2	1	4
5	France	1	1	3	5
6	Italy	1	-	-	1
7	Germany	-	2	2	4
8	Poland	-	1	1	2
9	Slovenia	-	-	2	2

POŘADATELÉ



HLAVNÍ PARTNEŘI



OFICIÁLNÍ PARTNEŘI



MEDIÁLNÍ PARTNEŘI



DODAVATELÉ

